



REGIONE DEL VENETO – Assessorato alle Politiche Sanitarie

ISTITUTO ONCOLOGICO VENETO - IRCCS
Registro Tumori del Veneto

ANALISI DELL'INCIDENZA DEI TUMORI NELL'ASL 2 DI FELTRE (1990-2002)

Registro Tumori del Veneto – RTV

**Baracco M, Bovo E, Dal Cin A, Fiore AR, Greco A, Guzzinati S, Monetti D, Rosano A,
Stocco CF, Tognazzo S e Zambon P.**

www.registrotumoriveneto.it

**ANALISI DELL'INCIDENZA DEI TUMORI
NELL'ASL 2 DI FELTRE**

Indice

- 2 Indicatori
- 3 Popolazione media residente nell'ASL 2 di Feltre nel periodo 1998-2002
- 4 Confronto tra la popolazione del 1990 e quella del 2002
Indice di vecchiaia
- 5 Numero medio di casi incidenti per anno. Periodo 1998-2002
- 6 Tassi di incidenza per classi di età e sesso. Periodo 1998-2002
- 8 Numero medio di decessi per anno. Periodo 1998-2002
- 9 Rapporti standardizzati di incidenza (SIR). Periodo 1998-2002
- 11 Analisi dell'andamento nel tempo dell'incidenza. Periodo 1990-2002
- 19 Tassi di incidenza per classi d'età decennali e periodo per il tumore dello stomaco nell'ASL 2 di Feltre e nel Registro. Periodo 1998-2002.
- 21 N. di casi incidenti, tassi di incidenza grezzi e standardizzati, verifica microscopica
- 22 N. di casi incidenti per sesso, sede e classi di età quinquennali
- 24 Tassi specifici di incidenza per sesso, sede e classi di età quinquennali

INDICATORI

Numero di casi

Numero totale di casi osservati nel periodo indicato

Tasso grezzo

Tasso grezzo annuale per 100.000 residenti. Risulta dal rapporto tra il numero medio annuo di casi nel periodo e la popolazione media residente nell'area

Tasso specifico per età

Tasso specifico annuale per 100.000 residenti. Risulta dal rapporto tra il numero medio di casi annuo in ciascuna classe quinquennale di età e la popolazione media residente nella corrispondente classe

Tasso standardizzato

Tasso annuale standardizzato per età. Si calcola applicando i tassi specifici per età della popolazione in esame alla popolazione standard

Rapporti standardizzati di incidenza (SIR)

Rapporto tra il numero di casi stimati nella popolazione in esame e il numero di casi atteso, ottenuto applicando alla struttura per età della popolazione in esame, i tassi specifici della popolazione di riferimento. Il rapporto è moltiplicato per 100

% VM

Percentuale di casi con verifica microscopica

Indice di vecchiaia

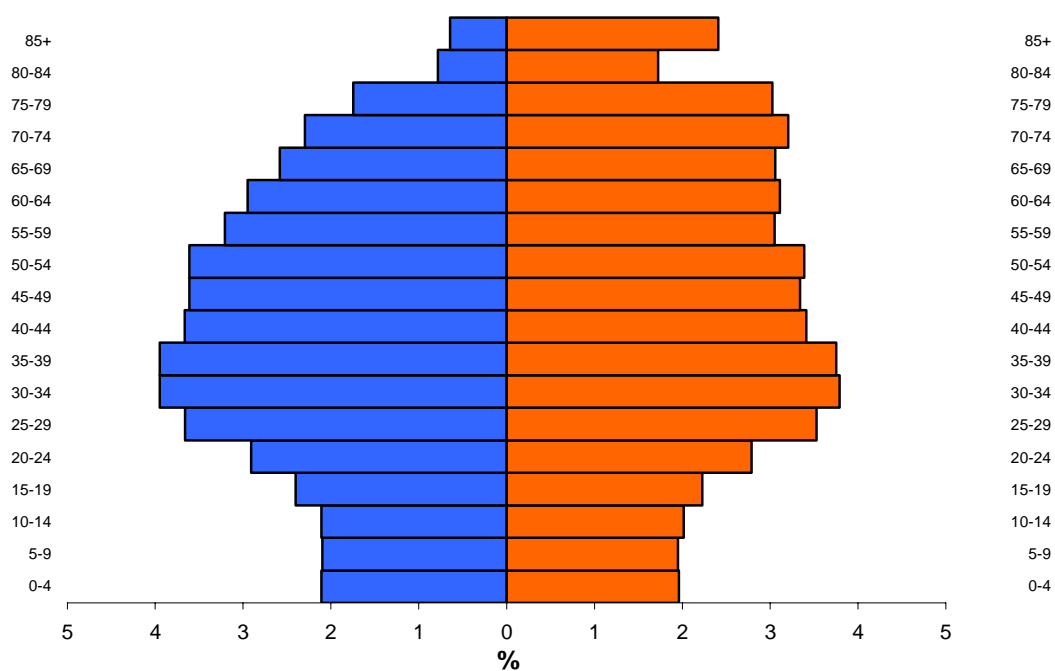
Rapporto percentuale tra la popolazione anziana (65 anni e oltre) e la popolazione infantile (0-14 anni)

Annual Percent Change (APC)

Stima della variazione annua percentuale dell'incidenza; l'aumento è significativo quando entrambi i limiti di confidenza sono superiori al valore 0, viceversa la diminuzione è significativa quando entrambi i limiti sono inferiori al valore 0.

ASL 2 Feltre
Popolazione media 1998-2002

| Età | Maschi | Femmine | Totale |
|---------------|---------------|---------------|---------------|
| 0-4 | 1711 | 1593 | 3,304 |
| 5-9 | 1704 | 1585 | 3,289 |
| 10-14 | 1712 | 1636 | 3,348 |
| 15-19 | 1950 | 1808 | 3,758 |
| 20-24 | 2364 | 2263 | 4,627 |
| 25-29 | 2974 | 2867 | 5,841 |
| 30-34 | 3206 | 3080 | 6,286 |
| 35-39 | 3208 | 3048 | 6,256 |
| 40-44 | 2976 | 2771 | 5,747 |
| 45-49 | 2932 | 2714 | 5,646 |
| 50-54 | 2933 | 2751 | 5,684 |
| 55-59 | 2606 | 2479 | 5,085 |
| 60-64 | 2394 | 2527 | 4,921 |
| 65-69 | 2098 | 2485 | 4,583 |
| 70-74 | 1864 | 2605 | 4,469 |
| 75-79 | 1419 | 2459 | 3,878 |
| 80-84 | 636 | 1400 | 2,036 |
| 85+ | 524 | 1956 | 2,480 |
| Totale | 39,211 | 42,027 | 81,238 |

Maschi**Femmine**

CONFRONTO TRA LA POPOLAZIONE RESIDENTE NEL 1990 E QUELLA RESIDENTE NEL 2002
PER GRANDI CLASSI DI ETÀ - ASL 2 FELTRE

Maschi

| Classi di età | 1990 | 2002 | Variazione % |
|---------------|--------------|--------------|--------------|
| 0-19 | 8662 | 7105 | -18% |
| 20-64 | 24689 | 25791 | 4% |
| 65-74 | 3417 | 3946 | 15% |
| 75+ | 2159 | 2783 | 29% |
| Totale | 38927 | 39625 | 2% |

Femmine

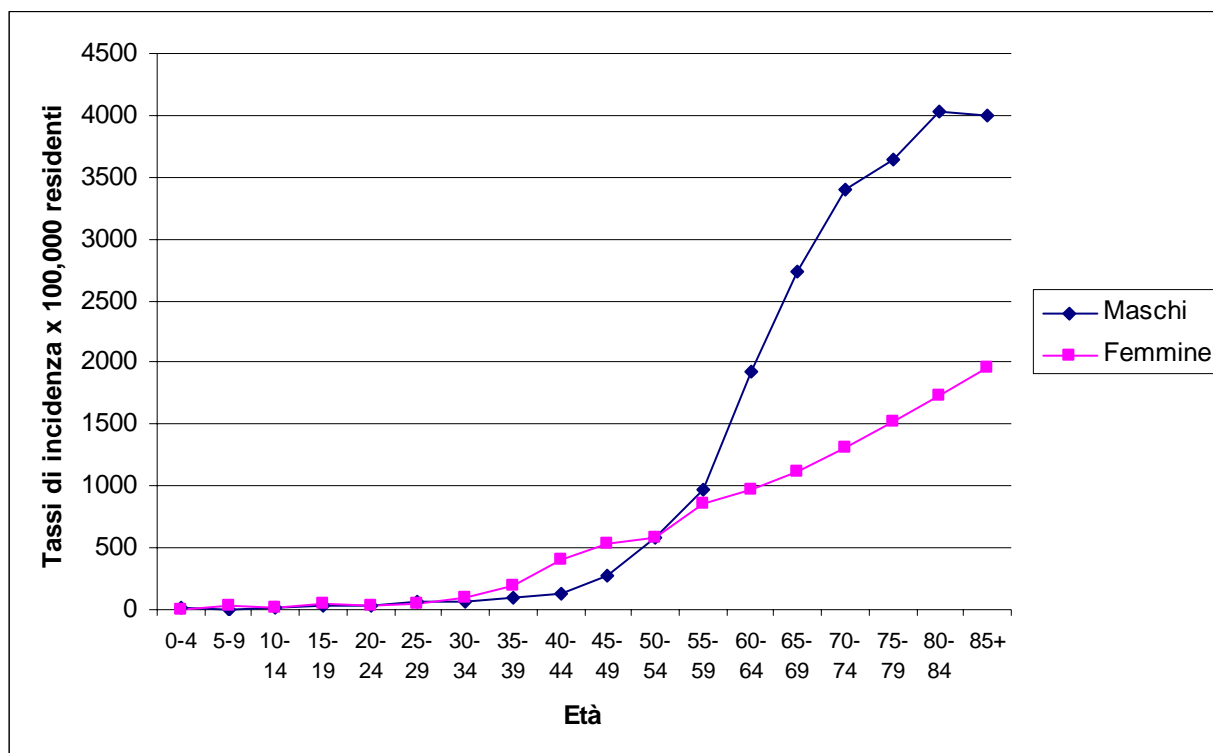
| Classi di età | 1990 | 2002 | Variazione % |
|---------------|--------------|--------------|--------------|
| 0-19 | 8319 | 6724 | -19% |
| 20-64 | 24272 | 24568 | 1% |
| 65-74 | 4755 | 4885 | 3% |
| 75+ | 4867 | 6060 | 25% |
| Totale | 42213 | 42237 | 0% |

INDICE DI VECCHIAIA: RAPPORTO PERCENTUALE TRA LA POPOLAZIONE ANZIANA
(65 ANNI E OLTRE) E LA POPOLAZIONE INFANTILE (0-14 ANNI). PERIODO 1990-2002

| | 1990 | | 2002 | |
|---------------|------------|------------|------------|------------|
| | Feltre | Veneto | Feltre | Veneto |
| Maschi | 101 | 77 | 127 | 105 |
| Femmine | 182 | 128 | 220 | 168 |
| Totale | 140 | 102 | 172 | 136 |

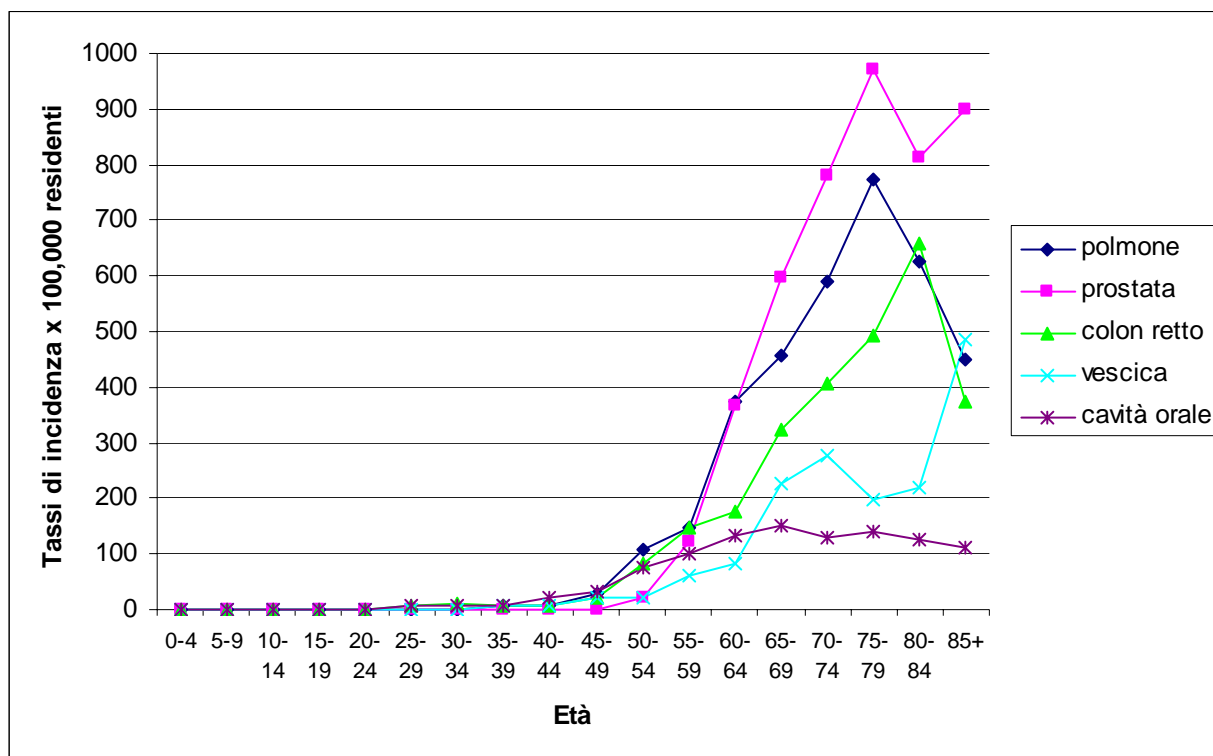
NUMERO MEDIO DI CASI INCIDENTI DI TUMORE CHE SI VERIFICANO OGNI ANNO, DISTINTI PER SEDE. ASL 2 FELTRE. PERIODO 1998-2002

| Sede | Maschi | Sede | Femmine |
|----------------------------------|--------|----------------------------------|---------|
| Prostata | 64 | Mammella | 77 |
| Polmone | 55 | Colon retto | 29 |
| Colon retto | 40 | Polmone | 18 |
| Vescica | 22 | Utero | 16 |
| Cavità orale | 19 | Stomaco | 15 |
| Fegato | 17 | Linfoma non Hodgkin | 10 |
| Stomaco | 16 | Pancreas | 10 |
| Rene e altri organi urinari | 13 | Vescica | 10 |
| Laringe | 10 | Melanoma della pelle | 9 |
| Pancreas | 10 | Ovaio | 7 |
| Esofago | 9 | Fegato | 6 |
| Linfoma non Hodgkin | 8 | Leucemie | 6 |
| Altre sedi | 47 | Altre sedi | 49 |
| Tutti eccetto pelle non melanomi | 330 | Tutti eccetto pelle non melanomi | 262 |

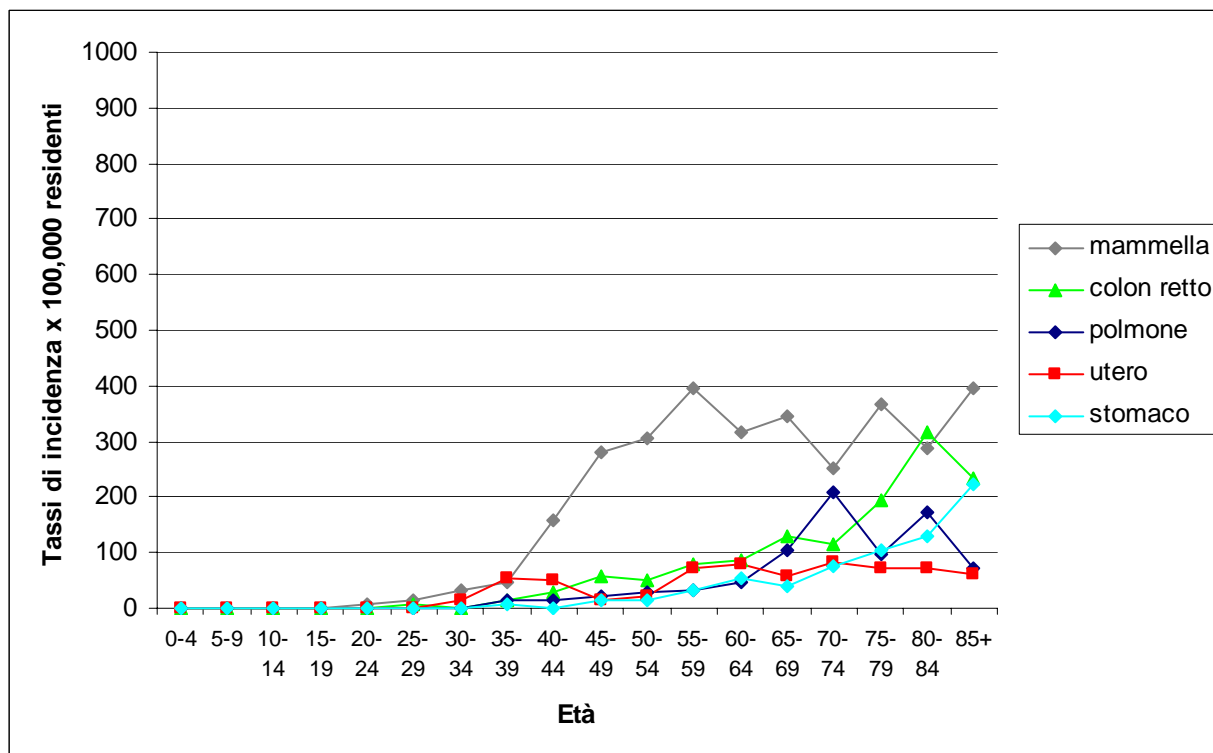
**TASSI DI INCIDENZA PER CLASSI DI ETÀ PER TUTTI I TUMORI ECCEZZO PELLE NON MELANOMI
NELL'ASL 2 DI FELTRE. PERIODO 1998-2002**

TASSI DI INCIDENZA PER CLASSI DI ETÀ PER LE SEDI PIÙ FREQUENTI NELL'ASL 2 DI FELTRE. PERIODO 1998-2002

MASCHI



FEMMINE

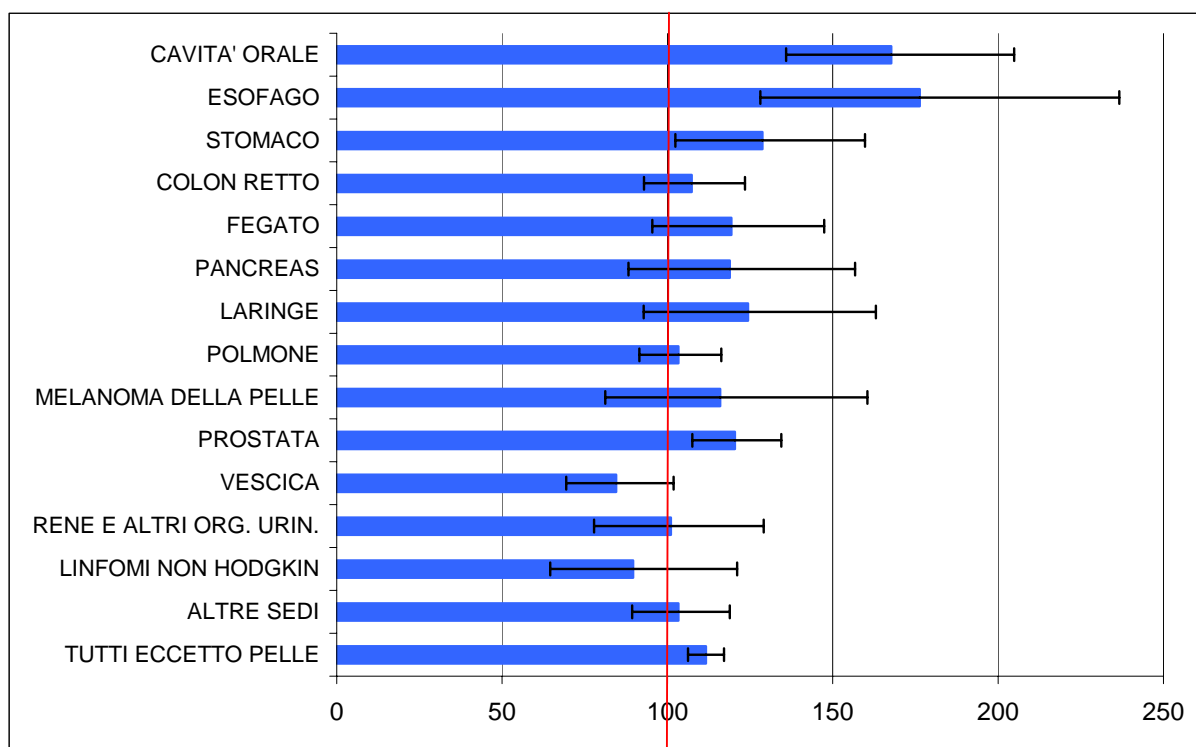


**NUMERO MEDIO DI DECESSI PER TUMORE CHE SI VERIFICANO OGNI ANNO, DISTINTI PER SEDE.
ASL 2 FELTRE. PERIODO 1998-2002**

| Sede | Maschi | Sede | Femmine |
|---------------|--------|---------------------|---------|
| Polmone | 54 | Mammella | 21 |
| Colon retto | 15 | Colon retto | 14 |
| Fegato | 13 | Polmone | 13 |
| Prostata | 11 | Pancreas | 10 |
| Stomaco | 10 | Stomaco | 9 |
| Pancreas | 9 | Fegato | 5 |
| Cavità orale | 7 | Ovaio | 5 |
| Leucemie | 6 | Utero | 4 |
| Esofago | 6 | Linfomi non Hodgkin | 3 |
| Rene | 5 | Leucemie | 3 |
| Altre sedi | 36 | Altre sedi | 31 |
| Tutte le sedi | 172 | Tutte le sedi | 118 |

RAPPORTI STANDARDIZZATI DI INCIDENZA (SIR) NELL'ASL 2 DI FELTRE. PERIODO 1998-2002
MASCHI

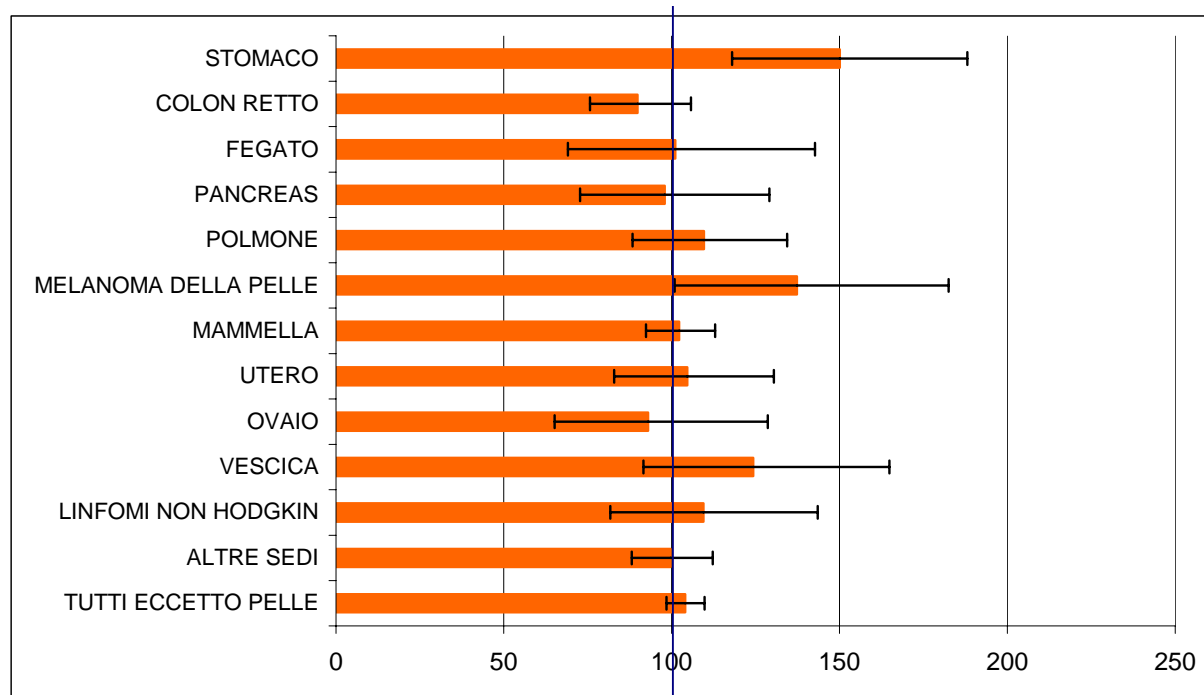
| sede | osservati | attesi | SIR | interv. di conf. al 95% | |
|-------------------------|-----------|--------|--------------|----------------------------|-----------|
| | | | | lim. inf. | lim. sup. |
| CAVITA' ORALE | 96 | 57.2 | 167.7 | 135.8 | 204.8 |
| ESOFAGO | 44 | 25.0 | 176.3 | 128.1 | 236.7 |
| STOMACO | 82 | 63.7 | 128.7 | 102.4 | 159.8 |
| COLON RETTO | 198 | 184.4 | 107.4 | 92.9 | 123.4 |
| FEGATO | 86 | 72.1 | 119.3 | 95.4 | 147.4 |
| PANCREAS | 50 | 42.1 | 118.9 | 88.2 | 156.7 |
| LARINGE | 52 | 41.8 | 124.3 | 92.9 | 163.1 |
| POLMONE | 276 | 267.1 | 103.3 | 91.5 | 116.3 |
| MELANOMA DELLA PELLE | 36 | 31.1 | 115.9 | 81.2 | 160.5 |
| PROSTATA | 318 | 264.0 | 120.4 | 107.6 | 134.4 |
| VESCICA | 110 | 130.2 | 84.5 | 69.4 | 101.8 |
| RENE E ALTRI ORG. URIN. | 64 | 63.3 | 101.1 | 77.8 | 129.1 |
| LINFOMI NON HODGKIN | 42 | 46.9 | 89.6 | 64.6 | 121.1 |
| ALTRE SEDI | 195 | 188.7 | 103.3 | 89.3 | 118.9 |
| TUTTI ECCETTO PELLE | 1649 | 1477.5 | 111.6 | 106.3 | 117.1 |



In grassetto le sedi con eccesso significativo di incidenza rispetto all'area coperta dal Registro

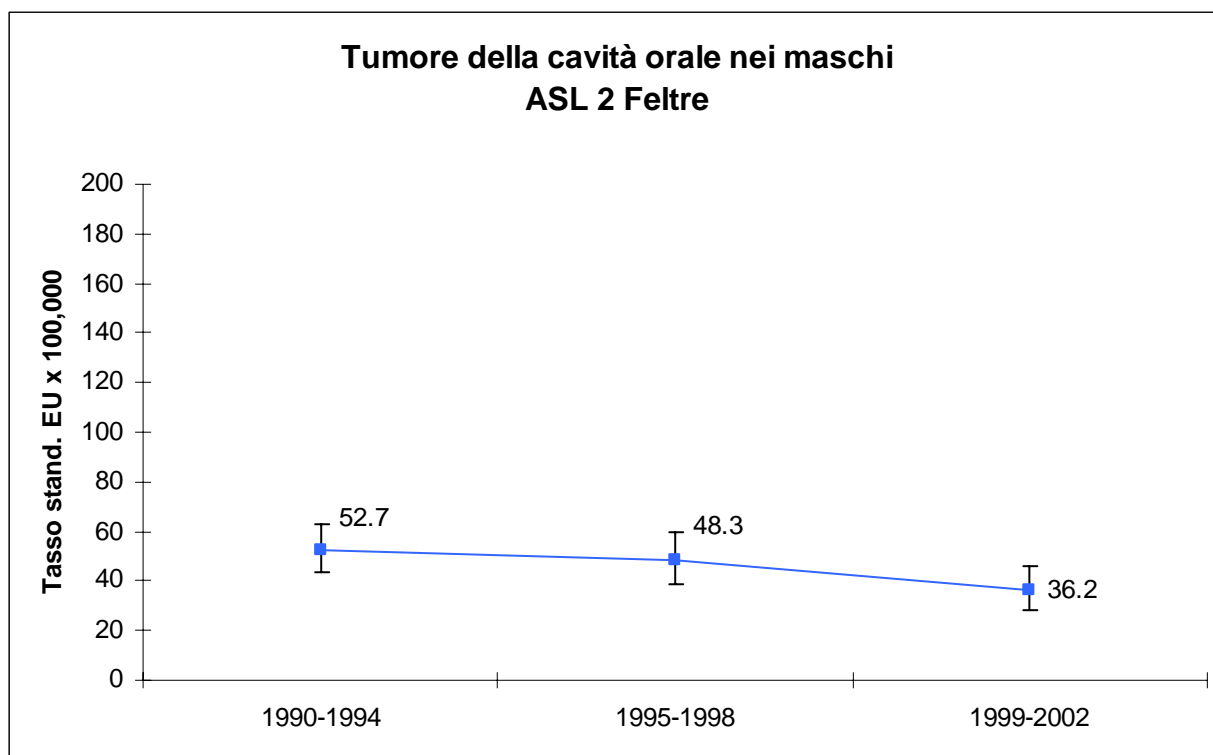
RAPPORTI STANDARDIZZATI DI INCIDENZA (SIR) NELL'ASL 2 DI FELTRE. PERIODO 1998-2002**FEMMINE**

| sede | osservati | attesi | SIR | interv. di conf. al 95% | |
|----------------------|-----------|--------|--------------|----------------------------|-----------|
| | | | | lim. inf. | lim. sup. |
| STOMACO | 75 | 50.0 | 150.1 | 118.0 | 188.1 |
| COLON RETTO | 143 | 159.3 | 89.8 | 75.7 | 105.8 |
| FEGATO | 32 | 31.7 | 101.1 | 69.1 | 142.7 |
| PANCREAS | 50 | 51.0 | 98.0 | 72.7 | 129.1 |
| POLMONE | 92 | 83.9 | 109.6 | 88.3 | 134.4 |
| MELANOMA DELLA PELLE | 47 | 34.2 | 137.3 | 100.9 | 182.6 |
| MAMMELLA | 386 | 377.4 | 102.3 | 92.3 | 113.0 |
| UTERO | 79 | 75.5 | 104.7 | 82.9 | 130.4 |
| OVAIO | 36 | 38.7 | 93.0 | 65.1 | 128.7 |
| VESCICA | 48 | 38.6 | 124.3 | 91.7 | 164.8 |
| LINFOMI NON HODGKIN | 52 | 47.5 | 109.4 | 81.7 | 143.5 |
| ALTRE SEDI | 271 | 272.0 | 99.6 | 88.1 | 112.2 |
| TUTTI ECETTO PELLE | 1311 | 1259.9 | 104.1 | 98.5 | 109.8 |



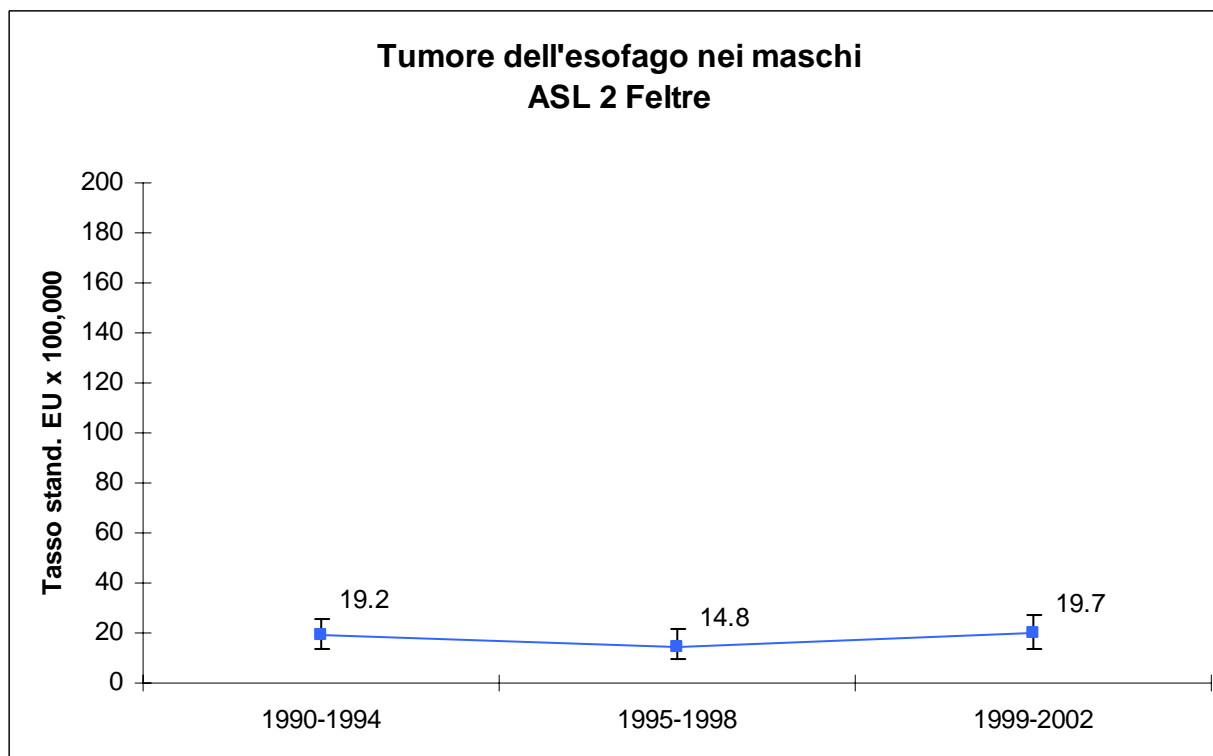
In grassetto le sedi con eccesso significativo di incidenza rispetto all'area coperta dal Registro

**ANDAMENTO DEI TASSI DI INCIDENZA STANDARDIZZATI SULLA POPOLAZIONE EUROPEA
NELL'ASL 2 DI FELTRE NEL PERIODO 1990-2002**



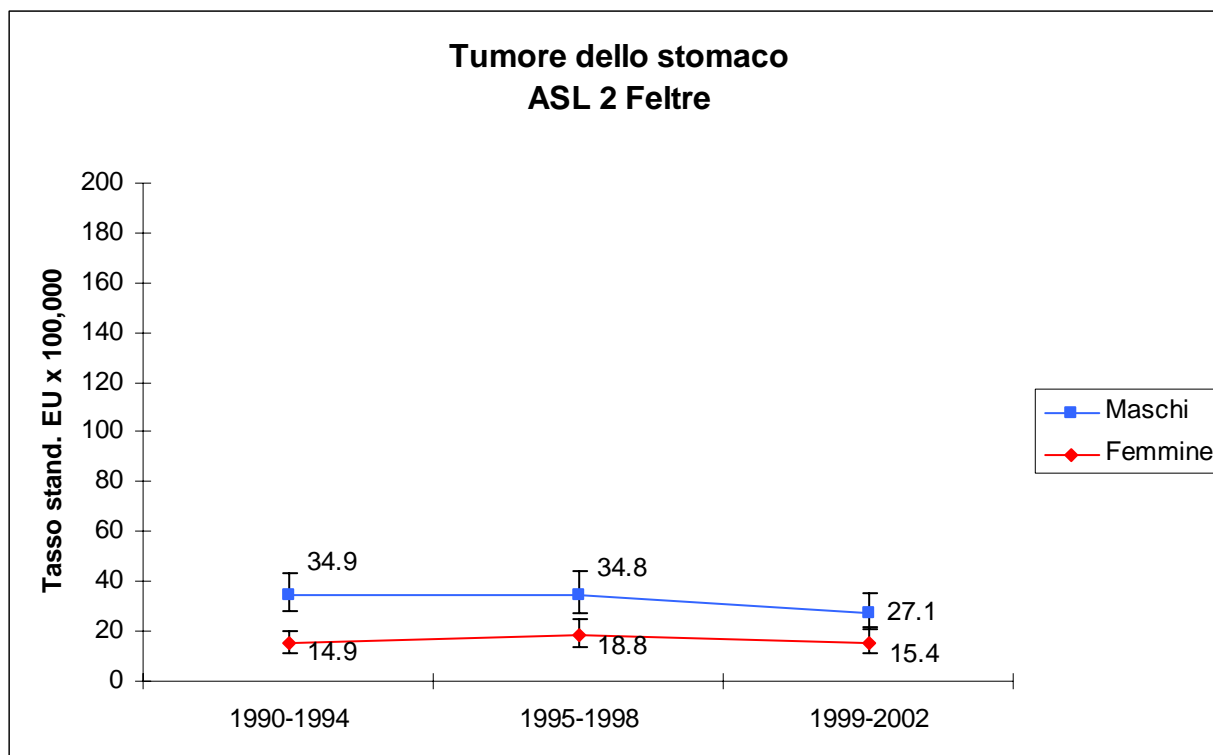
Stima della variazione percentuale annua (APC) e Intervallo di confidenza al 95%:

Maschi: -3.93 (-8.78 , 1.17)



Stima della variazione percentuale annua (APC) e Intervallo di confidenza al 95%:

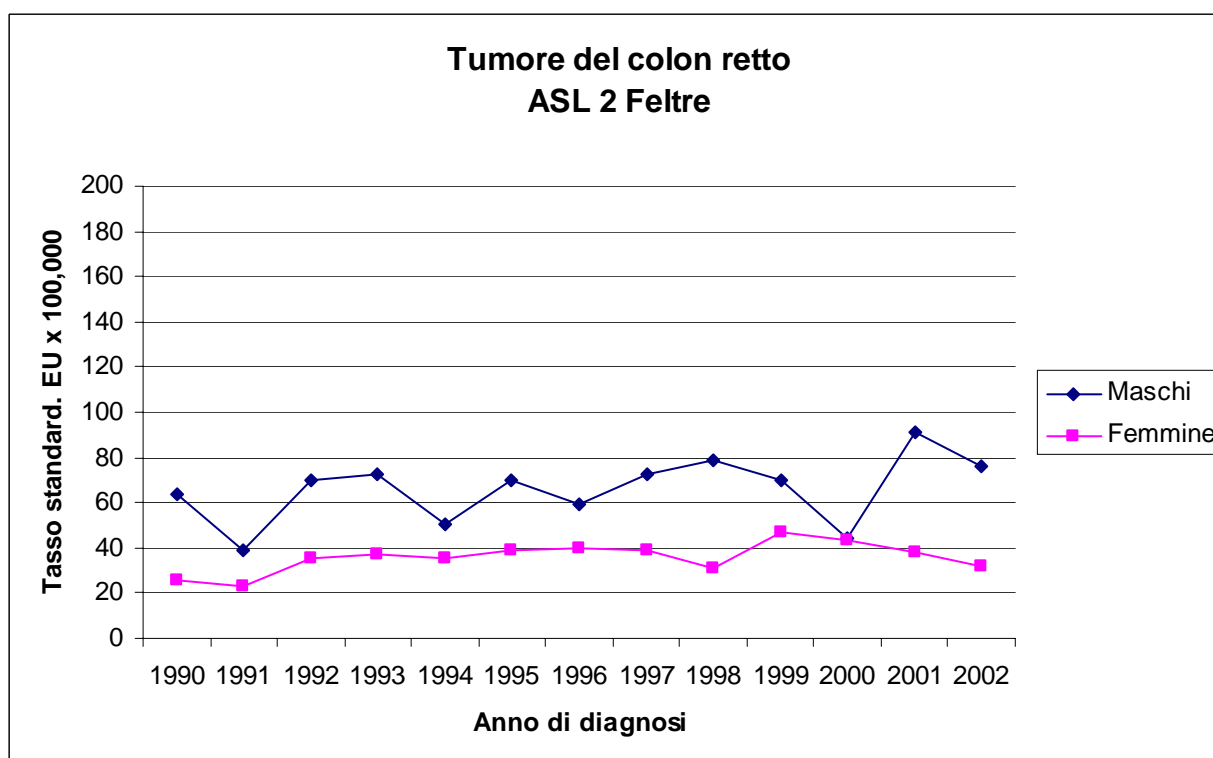
Maschi: -0.22 (-5.37 , 5.22)



Stima della variazione percentuale annua (APC) e Intervallo di confidenza al 95%:

Maschi: -2.54 (-6.41, 1.49)

Femmine: 0.12 (-5.59, 6.17)

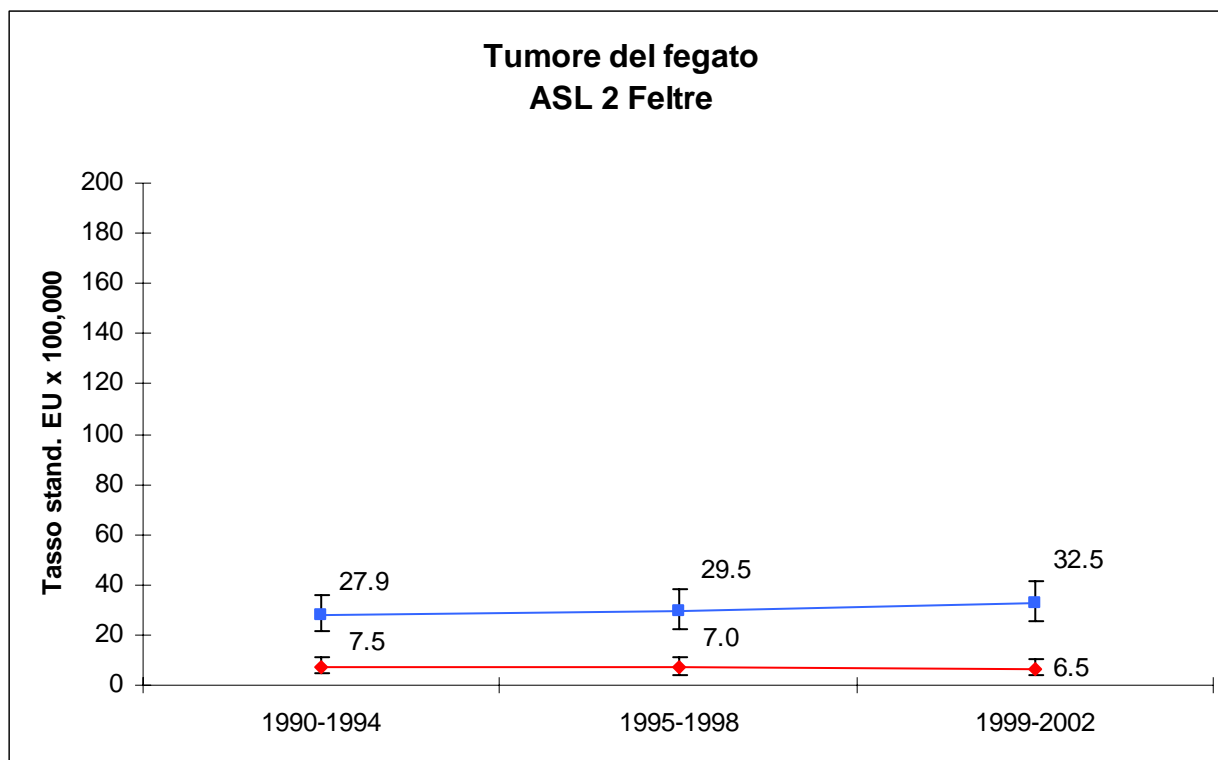


Stima della variazione percentuale annua (APC) e Intervallo di confidenza al 95%:

Maschi: 2.41 (-0.98, 5.92)

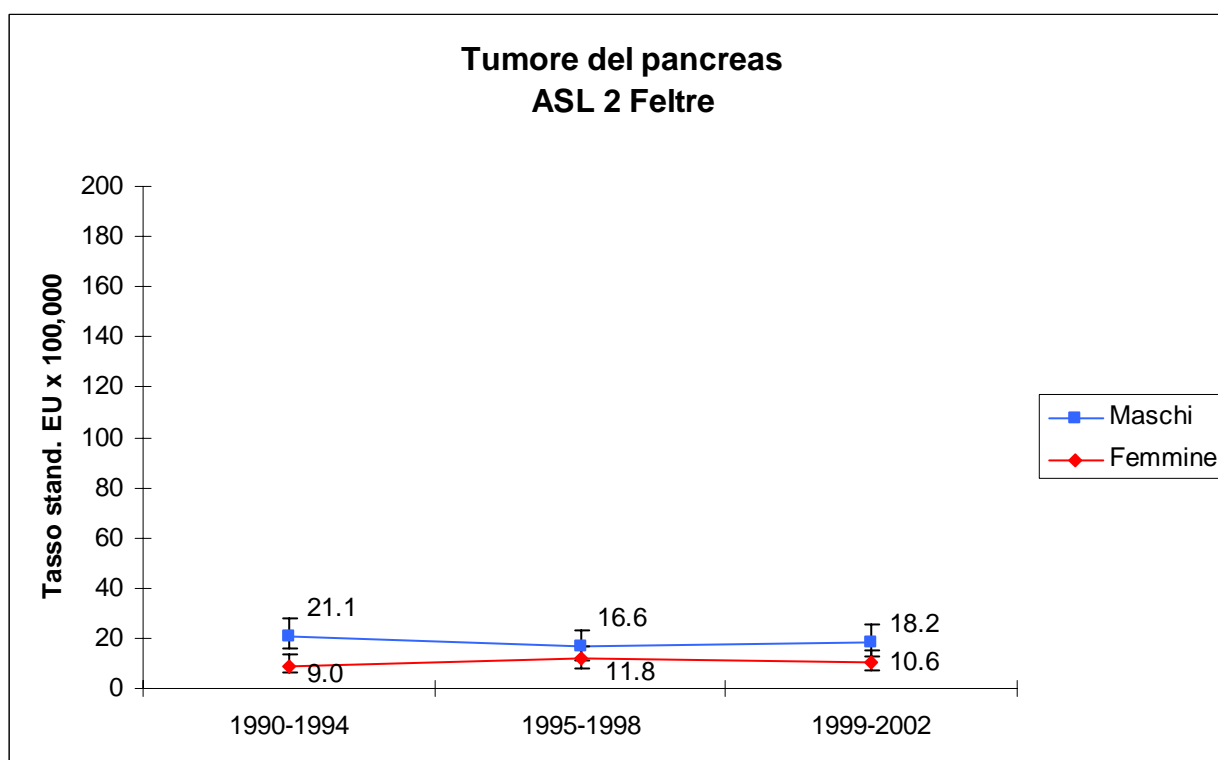
Femmine: 2.92* (0.02, 5.90)

* variazione statisticamente significativa



Stima della variazione percentuale annua (APC) e Intervallo di confidenza al 95%:

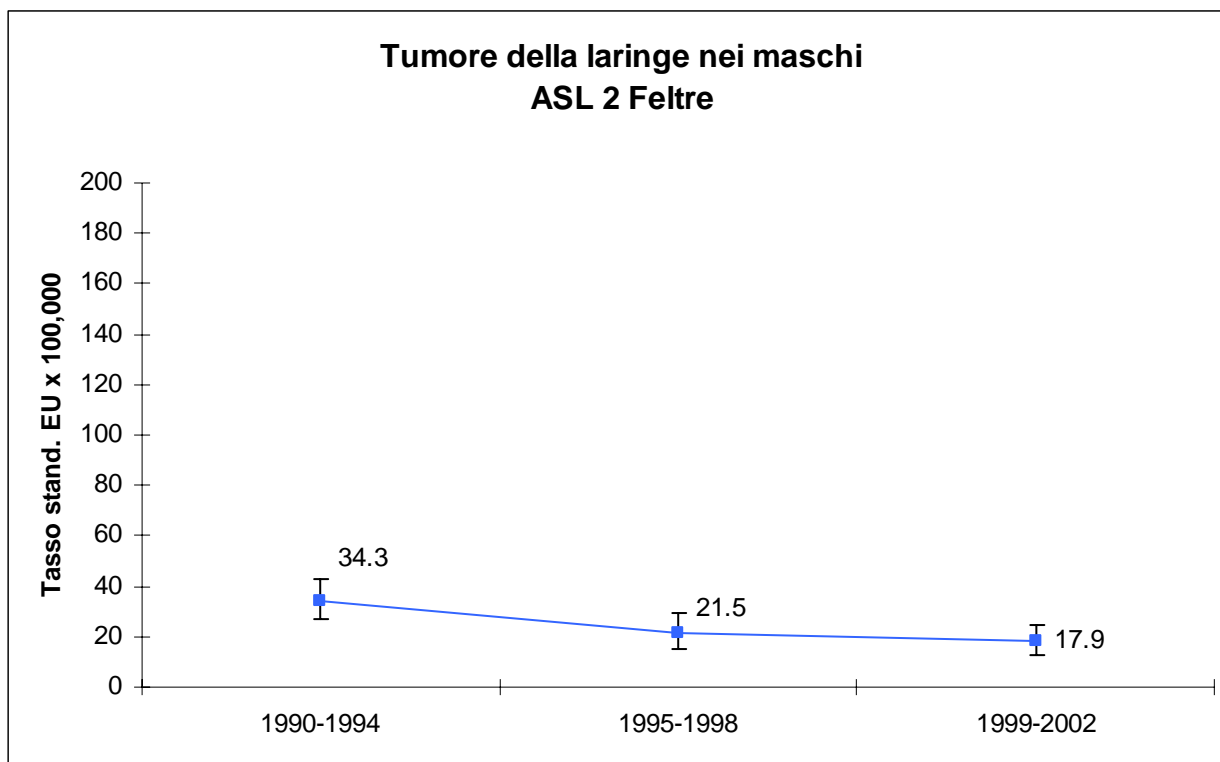
Maschi: 0.96 (-2.11 , 4.13)



Stima della variazione percentuale annua (APC) e Intervallo di confidenza al 95%:

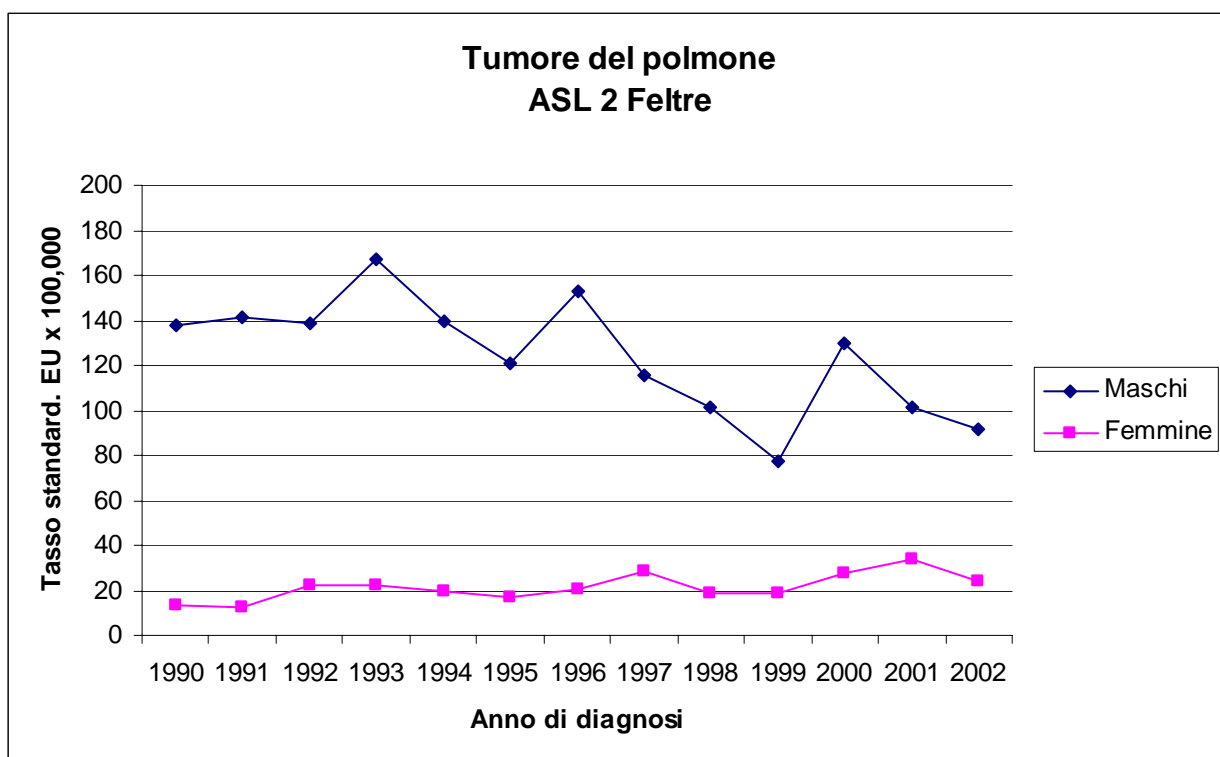
Maschi: -0.95 (-5.77 , 4.11)

Femmine: 4.26 (-1.43 , 10.28)



Stima della variazione percentuale annua (APC) e Intervallo di confidenza al 95%:

Maschi: -6.16* (-10.47 , -1.66)

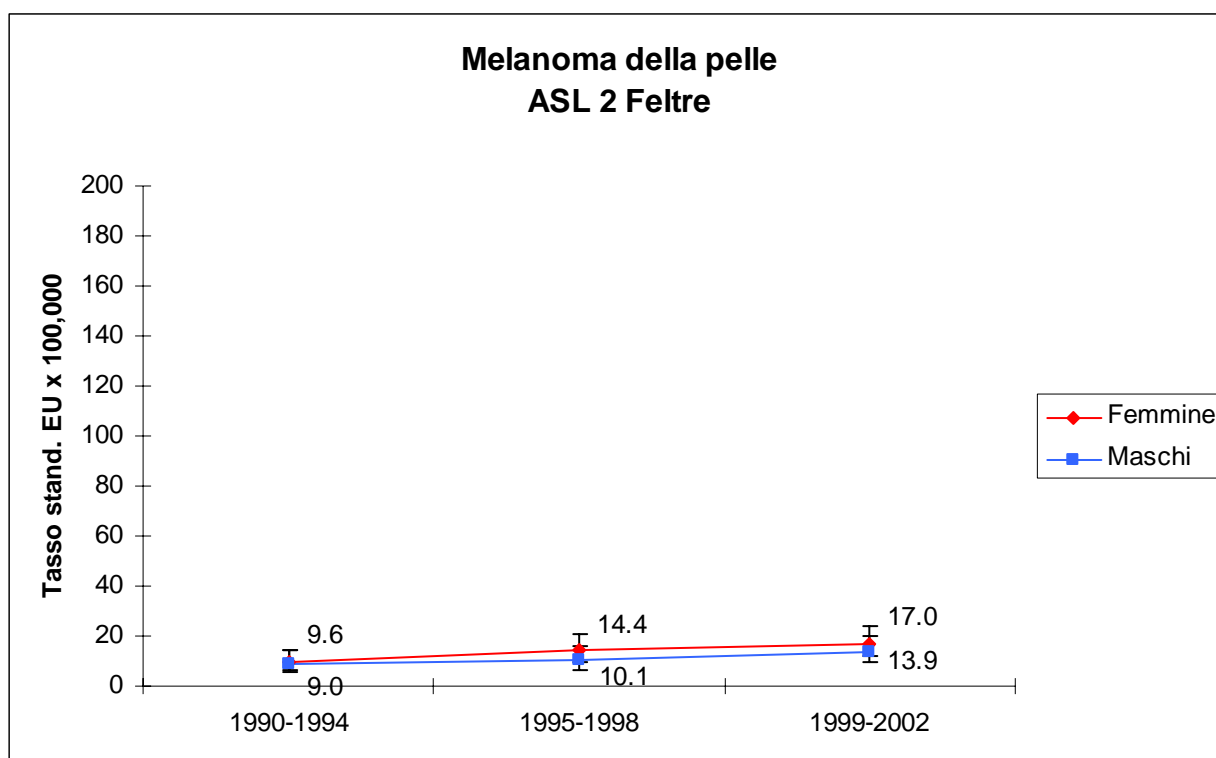


Stima della variazione percentuale annua (APC) e Intervallo di confidenza al 95%:

Maschi: -3.74* (-6.26 , -1.16)

Femmine: 4.91* (1.20 , 8.76)

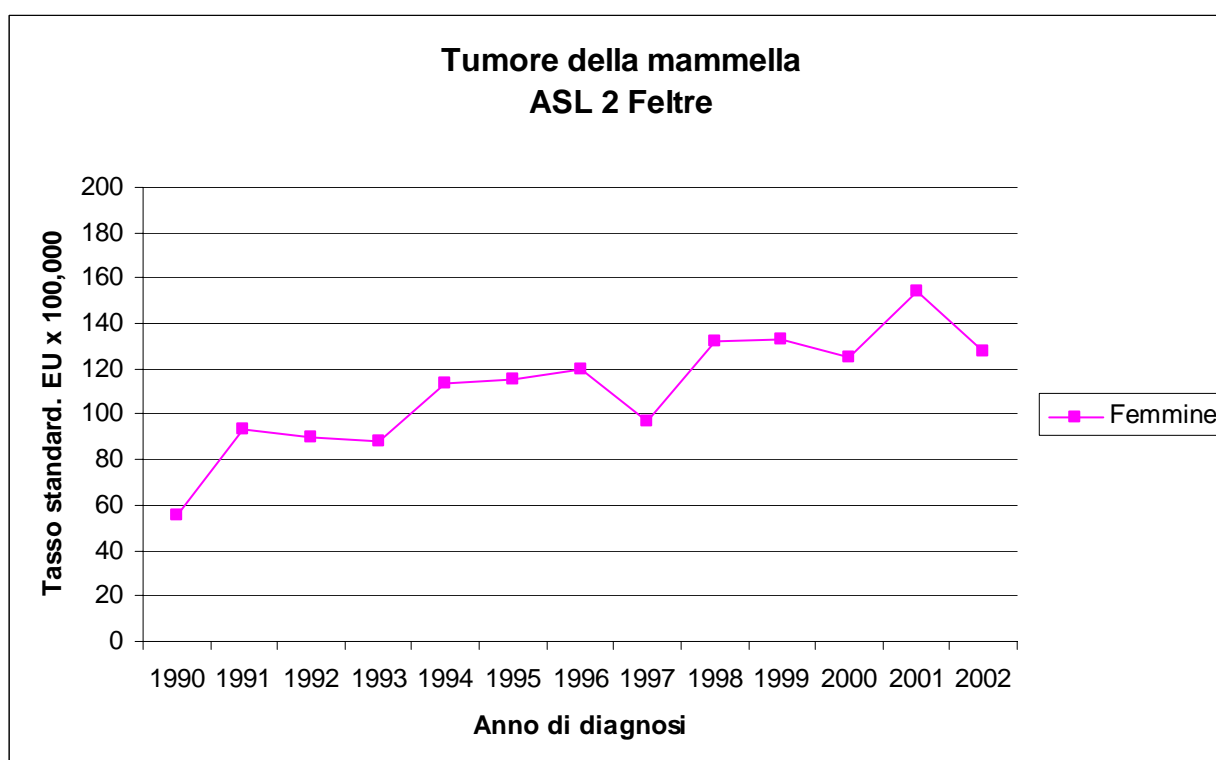
* variazione statisticamente significativa



Stima della variazione percentuale annua (APC) e Intervallo di confidenza al 95%:

Maschi: 5.74 (-0.14 , 11.95)

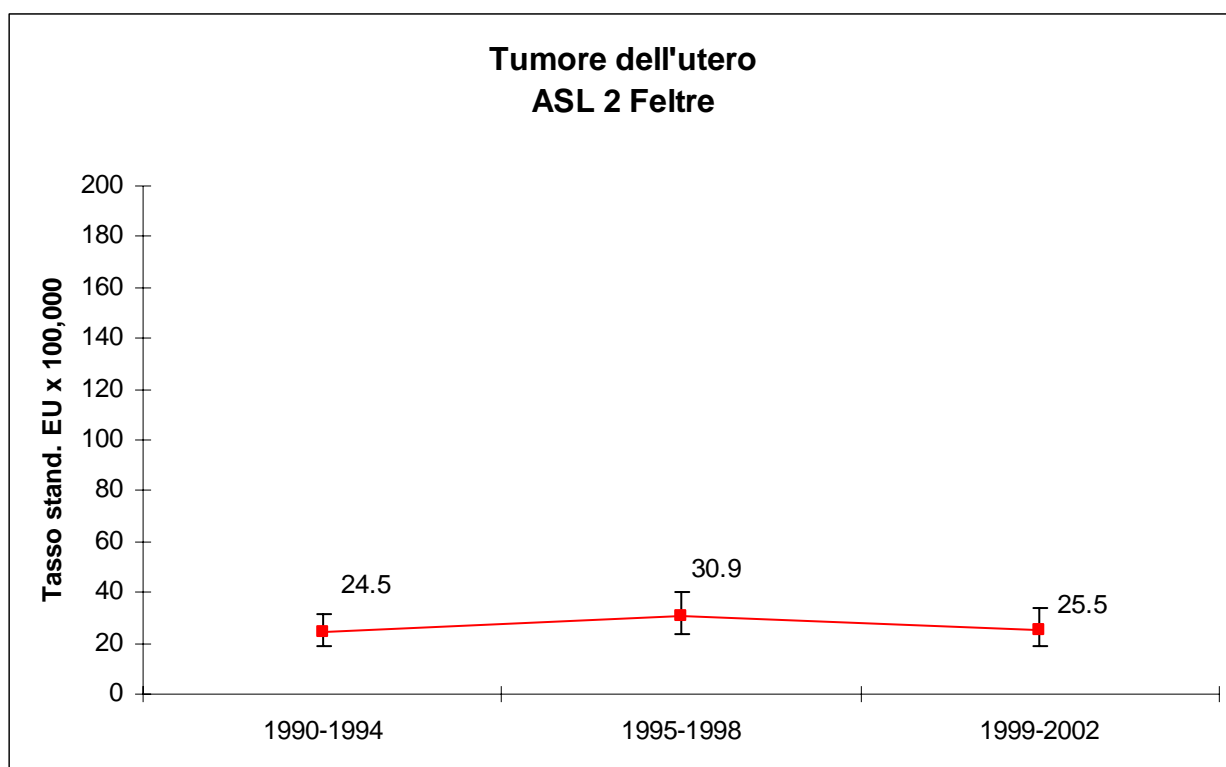
Femmine: 6.04* (1.12 , 11.19)



Stima della variazione percentuale annua (APC) e Intervallo di confidenza al 95%:

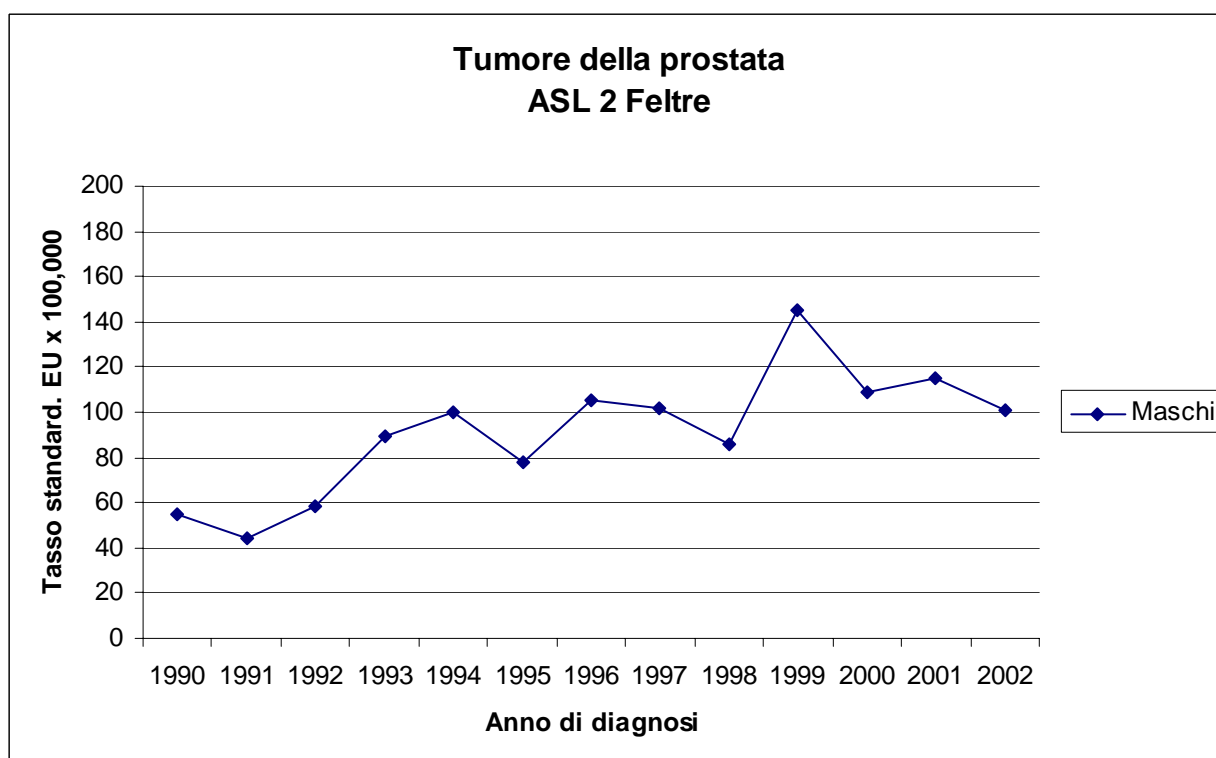
Femmine: 5.18* (2.78 , 7.64)

* variazione statisticamente significativa



Stima della variazione percentuale annua (APC) e Intervallo di confidenza al 95%:

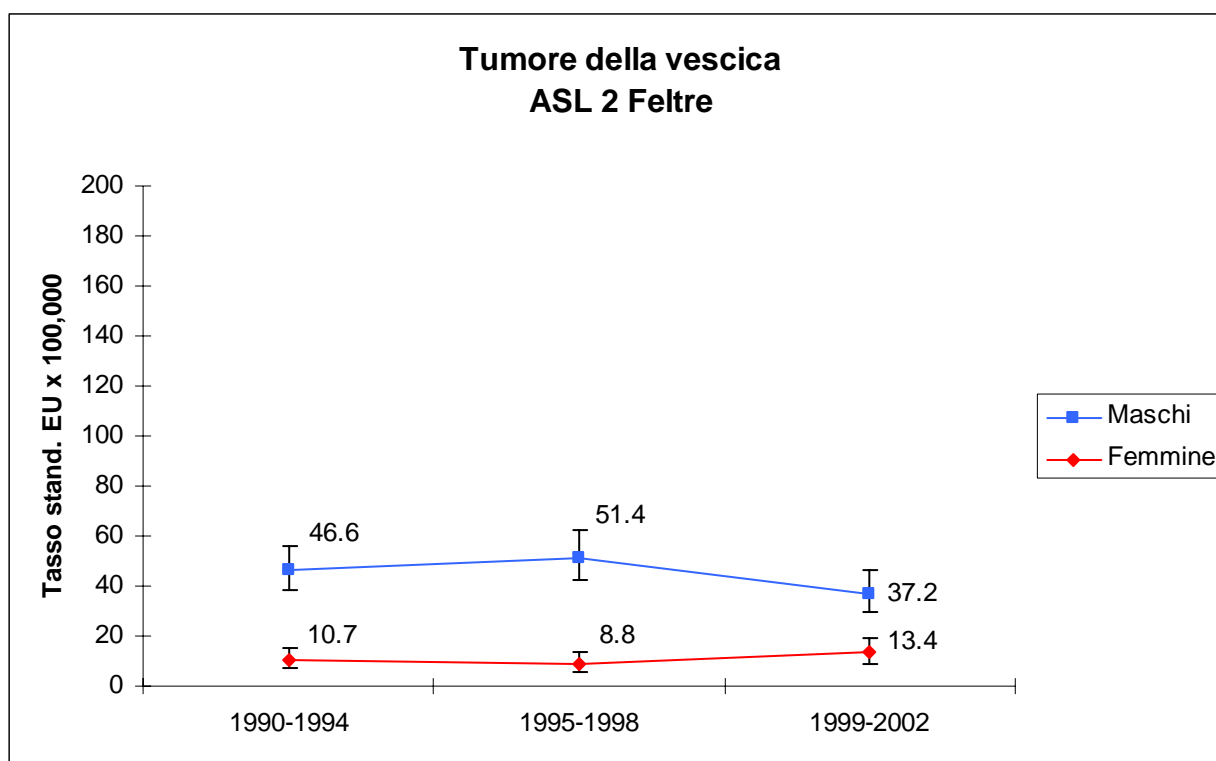
Femmine: 0.50 (-4.52 , 5.80)



Stima della variazione percentuale annua (APC) e Intervallo di confidenza al 95%:

Maschi: 6.04* (2.21 , 10.01)

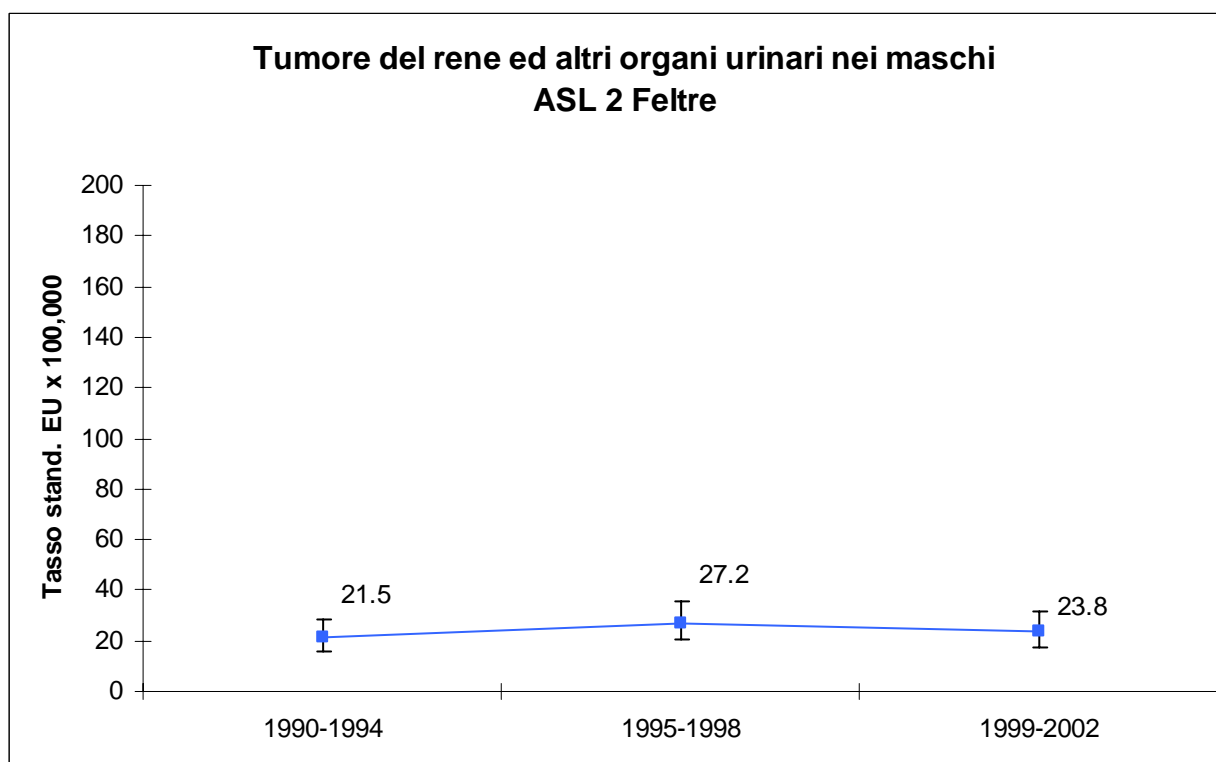
* variazione statisticamente significativa



Stima della variazione percentuale annua (APC) e Intervallo di confidenza al 95%:

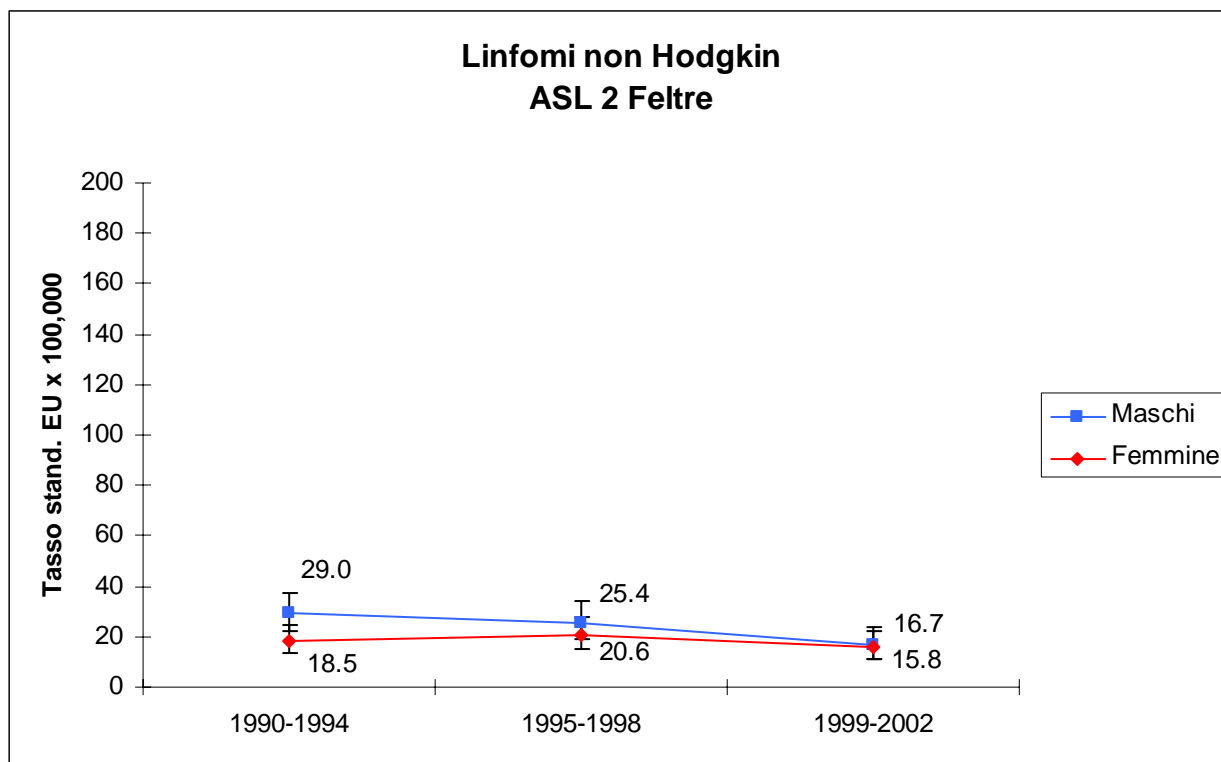
Maschi: -2.37 (-4.88 , 0.21)

Femmine: 2.99 (-3.09 , 9.45)



Stima della variazione percentuale annua (APC) e Intervallo di confidenza al 95%:

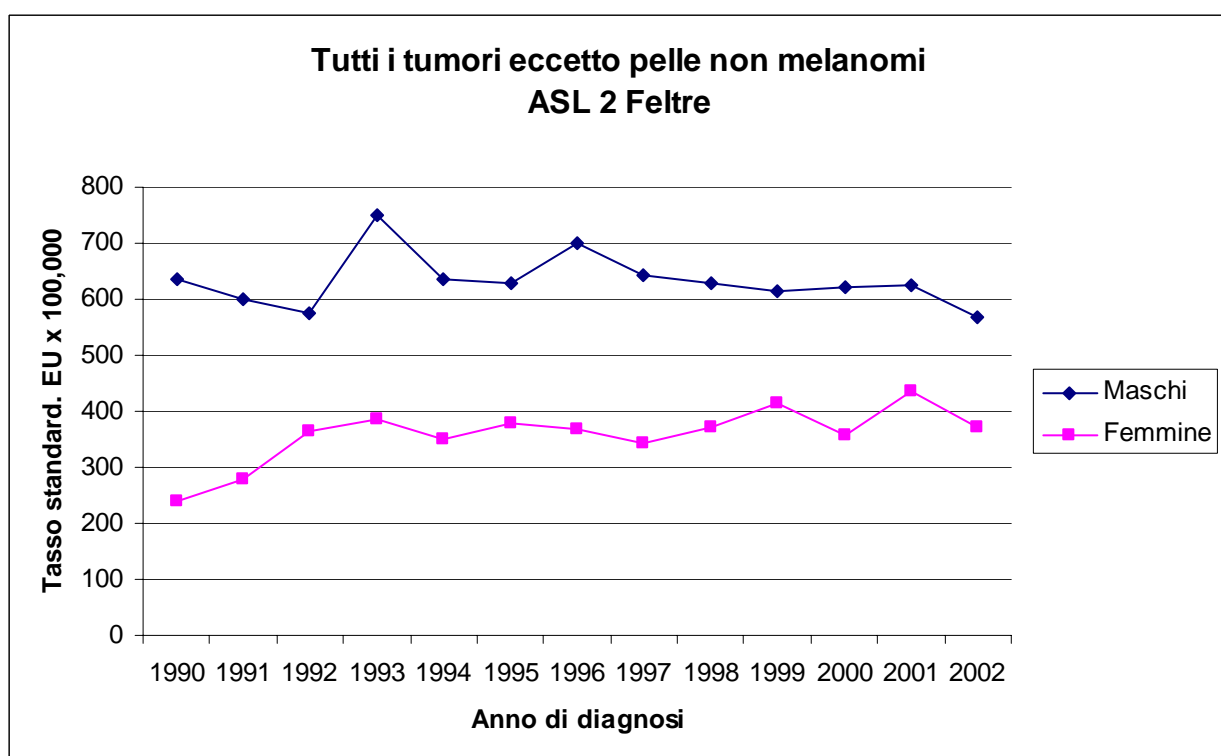
Maschi: 0.94 (-3.69 , 5.79)



Stima della variazione percentuale annua (APC) e Intervallo di confidenza al 95%:

Maschi: -4.98 (-10.53 , 0.91)

Femmine: -1.67 (-8.02 , 5.11)



Stima della variazione percentuale annua (APC) e Intervallo di confidenza al 95%:

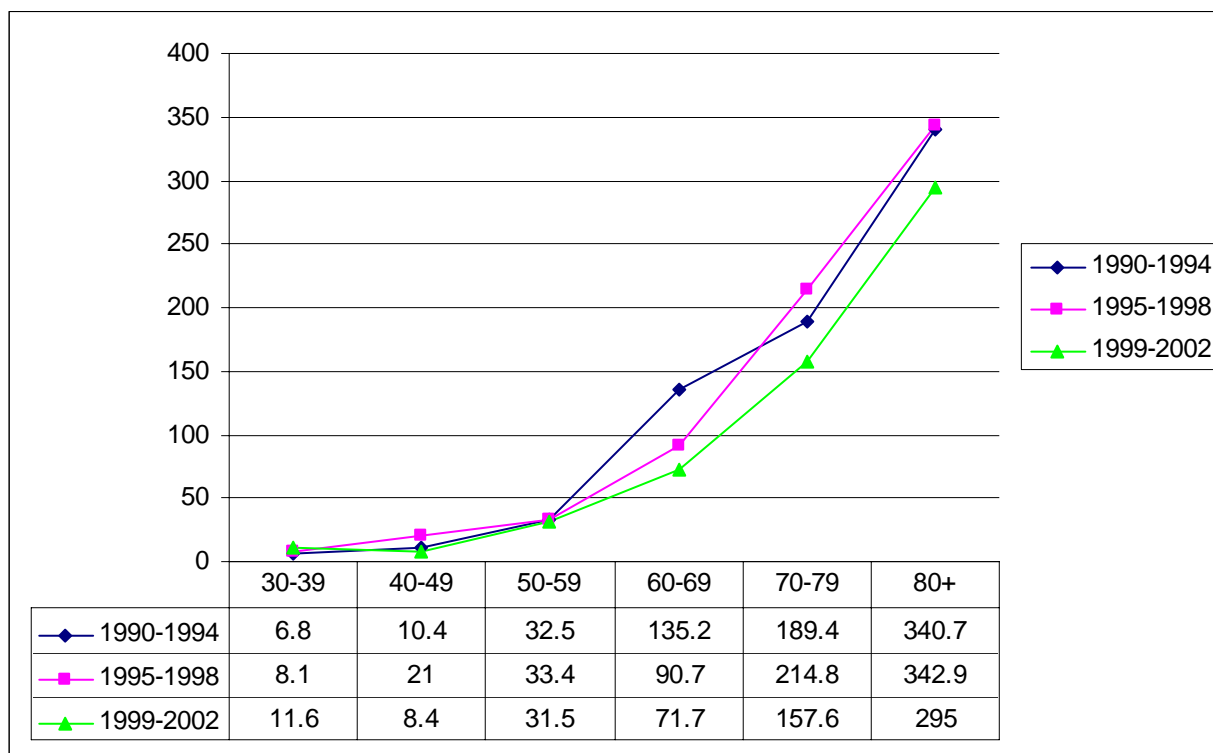
Maschi: -0.50 (-1.74 , 0.76)

Femmine: 2.50* (0.56 , 4.48)

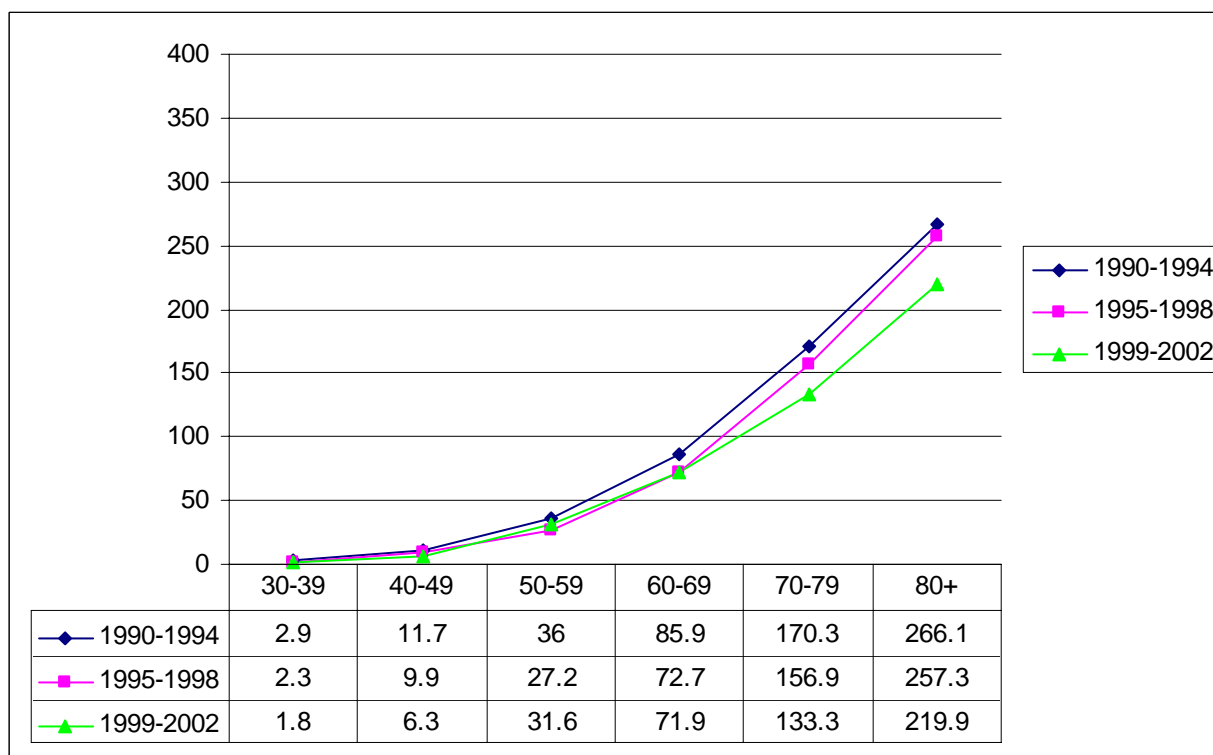
* variazione statisticamente significativa

TASSI DI INCIDENZA PER CLASSI DI ETÀ DECENNALI E PERIODO PER IL TUMORE DELLO STOMACO NELL'ASL 2 DI FELTRE E NEL REGISTRO. PERIODO 1998-2002

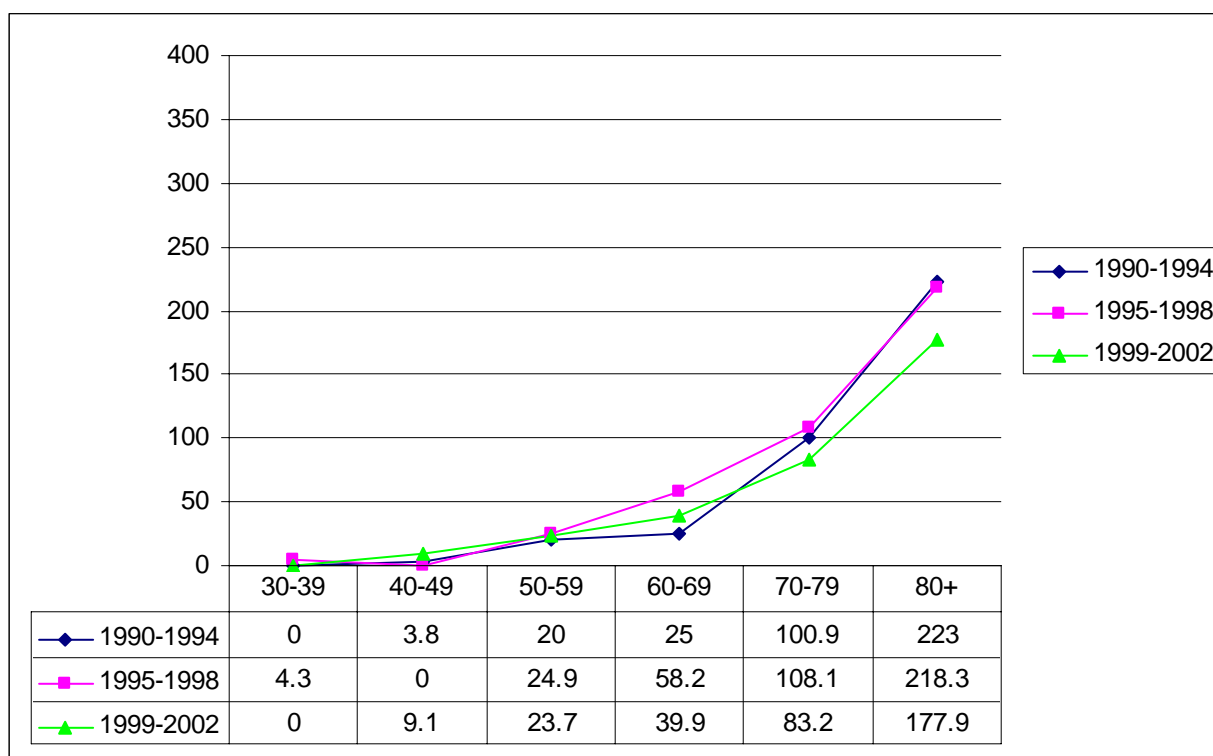
MASCHI ASL 2 DI FELTRE



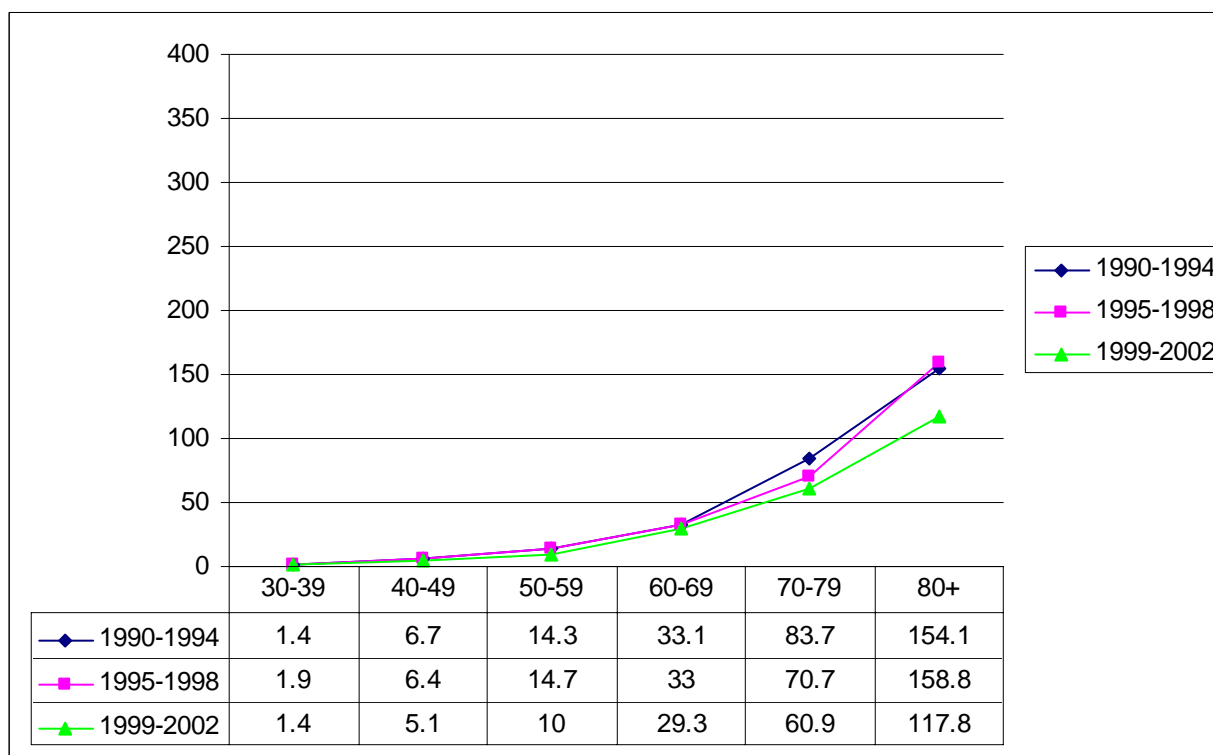
MASCHI RTV



FEMMINE ASL2 DI FELTRE



FEMMINE RTV



NUMERO TOTALE DI CASI , TASSO GREZZO, TASSO STANDARDIZZATO SULLA POPOLAZIONE EUROPEA E MONDIALE, % DI VERIFICA MICROSCOPICA. PERIODO 1998-2002.
ASL 2 FELTRE

| ICD-X | Maschi | | | | | Femmine | | | | | ICD-X |
|----------------------------|--------|--------|--------|-------|-------|---------|--------|--------|-------|-------|--------------------|
| | Casi | Grezzo | Europa | Mondo | %VM | Casi | Grezzo | Europa | Mondo | %VM | |
| Labbro | 9 | 4.6 | 3.0 | 2.0 | 100.0 | 1 | 0.5 | 0.1 | 0.1 | 100.0 | C00 |
| Lingua | 18 | 9.2 | 7.3 | 5.3 | 94.4 | 6 | 2.8 | 2.1 | 1.8 | 100.0 | C01-02 |
| Bocca | 28 | 14.3 | 11.4 | 8.2 | 100.0 | 5 | 2.4 | 1.7 | 1.4 | 100.0 | C03-06 |
| Ghiandole salivari | 4 | 2.0 | 1.8 | 1.5 | 100.0 | 3 | 1.4 | 1.1 | 1.2 | 100.0 | C07-08 |
| Tonsille | 7 | 3.6 | 2.5 | 1.7 | 100.0 | 4 | 1.9 | 1.2 | 0.8 | 100.0 | C09 |
| Orofaringe | 6 | 3.1 | 2.8 | 1.9 | 100.0 | 1 | 0.5 | 0.3 | 0.2 | 100.0 | C10 |
| Rinofaringe | 1 | 0.5 | 0.3 | 0.2 | 100.0 | 1 | 0.5 | 0.3 | 0.2 | 100.0 | C11 |
| Ipfaringe | 15 | 7.6 | 6.1 | 4.5 | 100.0 | 0 | 0.0 | 0.0 | 0.0 | | C12-13 |
| Faringe n.a.s. | 8 | 4.1 | 2.9 | 2.0 | 100.0 | 1 | 0.5 | 0.4 | 0.3 | 100.0 | C14 |
| Esofago | 44 | 22.4 | 17.5 | 12.2 | 95.5 | 12 | 5.7 | 3.7 | 2.6 | 83.3 | C15 |
| Stomaco | 82 | 41.7 | 30.2 | 20.1 | 100.0 | 75 | 35.6 | 16.8 | 11.1 | 86.7 | C16 |
| Intestino tenue | 5 | 2.5 | 1.9 | 1.4 | 80.0 | 3 | 1.4 | 0.4 | 0.2 | 66.7 | C17 |
| Colon | 104 | 52.9 | 37.4 | 24.4 | 99.0 | 96 | 45.6 | 25.5 | 17.6 | 99.0 | C18 |
| Retto | 90 | 45.8 | 33.1 | 22.5 | 100.0 | 45 | 21.4 | 12.1 | 8.5 | 97.8 | C19-20 |
| Ano | 4 | 2.0 | 1.7 | 1.2 | 100.0 | 2 | 0.9 | 0.7 | 0.6 | 100.0 | C21 |
| Fegato | 86 | 43.8 | 31.6 | 22.0 | 52.3 | 32 | 15.2 | 7.2 | 4.7 | 37.5 | C22 |
| Vie biliari | 13 | 6.6 | 4.7 | 2.9 | 69.2 | 18 | 8.5 | 3.4 | 2.2 | 72.2 | C23-24 |
| Pancreas | 50 | 25.4 | 18.1 | 12.1 | 38.0 | 50 | 23.7 | 10.4 | 6.8 | 38.0 | C25 |
| Cavità nasali | 7 | 3.6 | 3.3 | 2.9 | 100.0 | 6 | 2.8 | 1.8 | 1.3 | 100.0 | C30-31 |
| Laringe | 52 | 26.5 | 19.9 | 14.0 | 98.1 | 10 | 4.7 | 3.0 | 2.0 | 100.0 | C32 |
| Polmone | 276 | 140.5 | 100.1 | 67.3 | 82.2 | 92 | 43.7 | 24.6 | 17.1 | 76.1 | C33-34 |
| Altri organi toracici | 4 | 2.0 | 2.0 | 2.1 | 75.0 | 3 | 1.4 | 0.4 | 0.2 | 33.3 | C37-38 |
| Osso | 1 | 0.5 | 0.4 | 0.4 | 100.0 | 4 | 1.9 | 2.3 | 2.7 | 100.0 | C40-41 |
| Pelle, melanomi | 36 | 18.3 | 13.9 | 10.0 | 100.0 | 47 | 22.3 | 16.3 | 12.8 | 100.0 | C43 |
| Pelle, non melanomi | 283 | 144.0 | 104.1 | 68.7 | 99.6 | 305 | 144.8 | 69.8 | 46.3 | 99.7 | C44 |
| Mesotelioma | 7 | 3.6 | 2.7 | 1.8 | 100.0 | 3 | 1.4 | 1.1 | 0.8 | 100.0 | C45 |
| Kaposi | 0 | 0.0 | 0.0 | 0.0 | | 0 | 0.0 | 0.0 | 0.0 | | C46 |
| Tessuti molli | 7 | 3.6 | 3.0 | 2.3 | 85.7 | 6 | 2.8 | 1.5 | 1.0 | 100.0 | C47, 49 |
| Mammella | 1 | 0.5 | 0.3 | 0.1 | 100.0 | 386 | 183.3 | 134.1 | 99.0 | 96.4 | C50 |
| Vulva | | | | | | 9 | 4.3 | 1.7 | 1.0 | 100.0 | C51 |
| Vagina | | | | | | 1 | 0.5 | 0.1 | 0.1 | 100.0 | C52 |
| Utero collo | | | | | | 22 | 10.4 | 9.2 | 7.5 | 100.0 | C53 |
| Utero corpo | | | | | | 50 | 23.7 | 15.2 | 10.9 | 98.0 | C54 |
| Utero n.a.s. | | | | | | 7 | 3.3 | 2.1 | 1.4 | 85.7 | C55 |
| Ovaio | | | | | | 36 | 17.1 | 10.7 | 7.5 | 88.9 | C56 |
| Altri genitali femminili | | | | | | 10 | 4.7 | 3.3 | 2.5 | 100.0 | C57 |
| Placenta | | | | | | 0 | 0.0 | 0.0 | 0.0 | | C58 |
| Pene | | | | | | | | | | | C60 |
| Prostata | 318 | 161.8 | 111.0 | 72.4 | 97.2 | | | | | | C61 |
| Testicolo | 10 | 5.1 | 4.7 | 4.5 | 100.0 | | | | | | C62 |
| Altri genitali maschili | 1 | 0.5 | 0.3 | 0.2 | 100.0 | | | | | | C63 |
| Rene eccetto pelvi renali | 42 | 21.4 | 16.5 | 11.8 | 85.7 | 19 | 9.0 | 6.1 | 4.5 | 84.2 | C64 |
| Pelvi renali | 2 | 1.0 | 0.8 | 0.6 | 100.0 | 2 | 0.9 | 0.5 | 0.4 | 100.0 | C65 |
| Uretere | 6 | 3.1 | 1.9 | 1.2 | 100.0 | 2 | 0.9 | 0.5 | 0.3 | 100.0 | C66 |
| Vescica | 110 | 56.0 | 40.1 | 26.7 | 98.2 | 48 | 22.8 | 13.2 | 9.0 | 97.9 | C67 |
| Altri organi urinari | 14 | 7.1 | 5.1 | 3.2 | 85.7 | 5 | 2.4 | 0.9 | 0.6 | 40.0 | C68 |
| Occhio | 5 | 2.5 | 2.1 | 1.6 | 60.0 | 0 | 0.0 | 0.0 | 0.0 | | C69 |
| Encefalo e altro SNC | 20 | 10.2 | 8.0 | 6.1 | 45.0 | 15 | 7.1 | 4.7 | 4.0 | 46.7 | C70-72 |
| Tiroide | 4 | 2.0 | 2.1 | 2.2 | 100.0 | 15 | 7.1 | 5.8 | 4.7 | 100.0 | C73 |
| Ghiandola surrenale | 2 | 1.0 | 1.0 | 0.8 | 100.0 | 2 | 0.9 | 0.5 | 0.3 | 100.0 | C74 |
| Altre ghiandole endocrine | 0 | 0.0 | 0.0 | 0.0 | | 0 | 0.0 | 0.0 | 0.0 | | C75 |
| Linfoma di Hodgkin | 10 | 5.1 | 4.7 | 4.3 | 100.0 | 7 | 3.3 | 3.5 | 3.6 | 85.7 | C81 |
| Linfoma non Hodgkin | 42 | 21.4 | 16.5 | 12.2 | 95.2 | 52 | 24.7 | 16.0 | 12.0 | 98.1 | C82-85, 96 |
| Mieloma multiplo | 11 | 5.6 | 4.5 | 3.4 | 100.0 | 21 | 10.0 | 5.0 | 3.4 | 76.2 | C88-90 |
| Leucemia linfatica | 16 | 8.1 | 6.8 | 5.7 | 100.0 | 17 | 8.1 | 4.5 | 3.7 | 82.4 | C91 |
| Leucemia mieloide | 17 | 8.7 | 6.2 | 4.1 | 76.5 | 12 | 5.7 | 3.4 | 2.4 | 66.7 | C92-94 |
| Leucemia n.a.s. | 2 | 1.0 | 0.7 | 0.4 | 50.0 | 2 | 0.9 | 0.3 | 0.1 | 100.0 | C95 |
| Mal definite e metastasi | 47 | 23.9 | 16.8 | 10.5 | 76.6 | 45 | 21.4 | 9.4 | 6.1 | 55.6 | C26,C39,C48,C76-80 |
| Totale | 1932 | 983.3 | 715.7 | 489.5 | 90.5 | 1616 | 767.5 | 458.9 | 329.3 | 89.8 | C00-96 |
| Totale escluso pelle (C44) | 1649 | 839.3 | 611.6 | 420.7 | 88.9 | 1311 | 622.6 | 389.1 | 283.0 | 87.5 | |

Europa: tasso standardizzato sulla popolazione europea

Mondo: tasso standardizzato sulla popolazione mondiale

%VM: percentuale di casi con verifica microscopica

NUMERO DI CASI INCIDENTI PER SESSO, SEDE E CLASSI DI ETÀ QUINQUENNALI

ASL2 FELTRE. PERIODO 1998-2002.

MASCHI

| Sede | 0-4 | 5-9 | 10-14 | 15-19 | 20-24 | 25-29 | 30-34 | 35-39 | 40-44 | 45-49 | 50-54 | 55-59 | 60-64 | 65-69 | 70-74 | 75-79 | 80-84 | 85+ | Totale |
|----------------------------|-----|-----|-------|-------|-------|-------|-------|-------|-------|-------|-------|-------|-------|-------|-------|-------|-------|-----|--------|
| Labbro | 0 | 0 | 0 | 0 | 0 | 0 | 0 | 0 | 0 | 0 | 0 | 0 | 2 | 1 | 2 | 2 | 2 | 0 | 9 |
| Lingua | 0 | 0 | 0 | 0 | 0 | 0 | 0 | 0 | 0 | 4 | 0 | 2 | 4 | 3 | 1 | 2 | 0 | 0 | 18 |
| Bocca | 0 | 0 | 0 | 0 | 0 | 0 | 1 | 0 | 2 | 0 | 6 | 3 | 7 | 2 | 2 | 4 | 0 | 1 | 28 |
| Ghiandole salivari | 0 | 0 | 0 | 0 | 0 | 1 | 0 | 0 | 0 | 0 | 1 | 1 | 0 | 1 | 0 | 0 | 0 | 0 | 4 |
| Tonsille | 0 | 0 | 0 | 0 | 0 | 0 | 0 | 0 | 0 | 0 | 0 | 1 | 0 | 3 | 2 | 1 | 0 | 0 | 7 |
| Orofaringe | 0 | 0 | 0 | 0 | 0 | 0 | 0 | 0 | 0 | 0 | 2 | 4 | 0 | 0 | 0 | 0 | 0 | 0 | 6 |
| Rinofaringe | 0 | 0 | 0 | 0 | 0 | 0 | 0 | 0 | 0 | 0 | 0 | 0 | 0 | 0 | 1 | 0 | 0 | 0 | 1 |
| Ipfaringe | 0 | 0 | 0 | 0 | 0 | 0 | 0 | 1 | 1 | 1 | 2 | 1 | 2 | 4 | 1 | 0 | 2 | 0 | 15 |
| Faringe n.a.s. | 0 | 0 | 0 | 0 | 0 | 0 | 0 | 0 | 0 | 0 | 0 | 1 | 1 | 2 | 3 | 1 | 0 | 0 | 8 |
| Esofago | 0 | 0 | 0 | 0 | 0 | 0 | 0 | 0 | 1 | 0 | 5 | 8 | 11 | 6 | 4 | 6 | 0 | 3 | 44 |
| Stomaco | 0 | 0 | 0 | 0 | 0 | 0 | 1 | 4 | 2 | 2 | 4 | 6 | 9 | 9 | 14 | 15 | 7 | 9 | 82 |
| Intestino tenue | 0 | 0 | 0 | 0 | 0 | 0 | 0 | 1 | 0 | 0 | 1 | 0 | 0 | 1 | 1 | 1 | 0 | 0 | 5 |
| Colon | 0 | 0 | 0 | 0 | 0 | 0 | 2 | 1 | 1 | 0 | 5 | 12 | 9 | 14 | 23 | 21 | 11 | 5 | 104 |
| Retto | 0 | 0 | 0 | 0 | 0 | 1 | 0 | 0 | 0 | 2 | 6 | 7 | 12 | 19 | 15 | 14 | 10 | 4 | 90 |
| Ano | 0 | 0 | 0 | 0 | 0 | 0 | 0 | 0 | 0 | 1 | 1 | 0 | 0 | 1 | 0 | 0 | 0 | 1 | 4 |
| Fegato | 0 | 0 | 0 | 0 | 0 | 0 | 0 | 0 | 1 | 3 | 5 | 3 | 14 | 19 | 23 | 9 | 6 | 3 | 86 |
| Vie biliari | 0 | 0 | 0 | 0 | 0 | 0 | 0 | 0 | 0 | 0 | 2 | 0 | 0 | 2 | 3 | 2 | 1 | 3 | 13 |
| Pancreas | 0 | 0 | 0 | 0 | 0 | 0 | 0 | 0 | 0 | 2 | 1 | 5 | 9 | 4 | 14 | 6 | 7 | 2 | 50 |
| Cavità nasali | 1 | 0 | 0 | 0 | 0 | 0 | 0 | 0 | 0 | 0 | 0 | 2 | 1 | 0 | 1 | 0 | 0 | 2 | 7 |
| Laringe | 0 | 0 | 0 | 0 | 0 | 0 | 0 | 0 | 1 | 2 | 5 | 4 | 11 | 9 | 9 | 5 | 5 | 1 | 52 |
| Polmone | 0 | 0 | 0 | 0 | 0 | 0 | 0 | 1 | 1 | 4 | 16 | 19 | 45 | 48 | 55 | 55 | 20 | 12 | 276 |
| Altri organi toracici | 1 | 0 | 0 | 0 | 0 | 0 | 1 | 0 | 0 | 0 | 0 | 0 | 0 | 0 | 1 | 1 | 0 | 0 | 4 |
| Osso | 0 | 0 | 0 | 0 | 0 | 0 | 0 | 1 | 0 | 0 | 0 | 0 | 0 | 0 | 0 | 0 | 0 | 0 | 1 |
| Pelle, melanomi | 0 | 0 | 0 | 0 | 0 | 1 | 1 | 1 | 1 | 3 | 3 | 3 | 2 | 7 | 7 | 6 | 0 | 1 | 36 |
| Pelle, non melanomi | 0 | 0 | 0 | 0 | 0 | 0 | 4 | 4 | 8 | 7 | 17 | 26 | 29 | 33 | 45 | 51 | 33 | 26 | 283 |
| Mesotelioma | 0 | 0 | 0 | 0 | 0 | 0 | 0 | 0 | 0 | 1 | 0 | 1 | 0 | 2 | 1 | 1 | 0 | 1 | 7 |
| Kaposi | 0 | 0 | 0 | 0 | 0 | 0 | 0 | 0 | 0 | 0 | 0 | 0 | 0 | 0 | 0 | 0 | 0 | 0 | 0 |
| Tessuti molli | 0 | 0 | 0 | 0 | 0 | 0 | 0 | 0 | 1 | 1 | 0 | 0 | 4 | 0 | 0 | 0 | 0 | 1 | 7 |
| Mammella | 0 | 0 | 0 | 0 | 0 | 0 | 0 | 0 | 0 | 0 | 0 | 0 | 0 | 0 | 0 | 1 | 0 | 0 | 1 |
| Pene | 0 | 0 | 0 | 0 | 0 | 0 | 0 | 0 | 0 | 0 | 2 | 1 | 1 | 0 | 0 | 1 | 0 | 0 | 5 |
| Prostata | 0 | 0 | 0 | 0 | 0 | 0 | 0 | 0 | 0 | 0 | 3 | 16 | 44 | 63 | 73 | 69 | 26 | 24 | 318 |
| Testicolo | 0 | 0 | 0 | 0 | 1 | 3 | 2 | 1 | 1 | 0 | 1 | 1 | 0 | 0 | 0 | 0 | 0 | 0 | 10 |
| Altri genitali maschili | 0 | 0 | 0 | 0 | 0 | 0 | 0 | 0 | 0 | 0 | 0 | 0 | 0 | 0 | 0 | 0 | 1 | 0 | 1 |
| Rene eccetto pelvi renali | 0 | 0 | 0 | 0 | 0 | 0 | 1 | 0 | 1 | 4 | 3 | 3 | 5 | 12 | 5 | 3 | 2 | 3 | 42 |
| Pelvi renali | 0 | 0 | 0 | 0 | 0 | 0 | 0 | 0 | 1 | 0 | 0 | 0 | 0 | 0 | 1 | 0 | 0 | 0 | 2 |
| Uretere | 0 | 0 | 0 | 0 | 0 | 0 | 0 | 0 | 0 | 0 | 0 | 0 | 0 | 1 | 3 | 2 | 0 | 0 | 6 |
| Vescica | 0 | 0 | 0 | 0 | 0 | 0 | 0 | 1 | 1 | 3 | 3 | 8 | 10 | 24 | 26 | 14 | 7 | 13 | 110 |
| Altri organi urinari | 0 | 0 | 0 | 0 | 0 | 0 | 0 | 0 | 0 | 0 | 1 | 1 | 3 | 1 | 0 | 4 | 1 | 3 | 14 |
| Occhio | 0 | 0 | 0 | 0 | 0 | 0 | 0 | 0 | 1 | 0 | 0 | 1 | 2 | 0 | 1 | 0 | 0 | 0 | 5 |
| Encefalo e altro SNC | 0 | 0 | 0 | 1 | 0 | 2 | 0 | 0 | 0 | 0 | 1 | 4 | 2 | 2 | 2 | 2 | 4 | 0 | 20 |
| Tiroide | 0 | 0 | 0 | 1 | 1 | 0 | 0 | 0 | 0 | 0 | 0 | 0 | 1 | 1 | 0 | 0 | 0 | 0 | 4 |
| Ghiandola surrenale | 0 | 0 | 0 | 0 | 0 | 0 | 0 | 0 | 0 | 2 | 0 | 0 | 0 | 0 | 0 | 0 | 0 | 0 | 2 |
| Altre ghiandole endocrine | 0 | 0 | 0 | 0 | 0 | 0 | 0 | 0 | 0 | 0 | 0 | 0 | 0 | 0 | 0 | 0 | 0 | 0 | 0 |
| Linfoma di Hodgkin | 0 | 0 | 1 | 0 | 0 | 1 | 1 | 2 | 1 | 0 | 1 | 0 | 1 | 1 | 1 | 0 | 0 | 0 | 10 |
| Linfoma non Hodgkin | 0 | 0 | 0 | 0 | 1 | 1 | 1 | 1 | 1 | 2 | 2 | 3 | 8 | 7 | 7 | 3 | 3 | 2 | 42 |
| Mieloma multiplo | 0 | 0 | 0 | 0 | 0 | 0 | 0 | 0 | 0 | 2 | 1 | 1 | 2 | 4 | 0 | 1 | 0 | 0 | 11 |
| Leucemia linfatica | 0 | 0 | 1 | 1 | 0 | 0 | 0 | 0 | 1 | 1 | 0 | 0 | 1 | 6 | 2 | 0 | 3 | 0 | 16 |
| Leucemia mieloide | 0 | 0 | 0 | 0 | 0 | 0 | 0 | 0 | 0 | 0 | 2 | 0 | 2 | 4 | 3 | 1 | 3 | 2 | 17 |
| Leucemia n.a.s. | 0 | 0 | 0 | 0 | 0 | 0 | 0 | 0 | 0 | 0 | 0 | 0 | 0 | 1 | 0 | 0 | 1 | 0 | 2 |
| Mal definite e metastasi | 0 | 0 | 0 | 0 | 0 | 0 | 0 | 0 | 0 | 1 | 0 | 4 | 6 | 4 | 10 | 6 | 7 | 9 | 47 |
| Totale | 2 | 0 | 2 | 3 | 3 | 10 | 15 | 19 | 28 | 48 | 102 | 152 | 260 | 321 | 362 | 310 | 162 | 133 | 1932 |
| Totale escluso pelle (C44) | 2 | 0 | 2 | 3 | 3 | 10 | 11 | 15 | 20 | 41 | 85 | 126 | 231 | 288 | 317 | 259 | 129 | 107 | 1649 |

NUMERO DI CASI INCIDENTI PER SESSO, SEDE E CLASSI DI ETÀ QUINQUENNALI

ASL2 FELTRE. PERIODO 1998-2002.

FEMMINE

| Sede | 0-4 | 5-9 | 10-14 | 15-19 | 20-24 | 25-29 | 30-34 | 35-39 | 40-44 | 45-49 | 50-54 | 55-59 | 60-64 | 65-69 | 70-74 | 75-79 | 80-84 | 85+ | Totale |
|----------------------------|-----|-----|-------|-------|-------|-------|-------|-------|-------|-------|-------|-------|-------|-------|-------|-------|-------|-----|--------|
| Labbro | 0 | 0 | 0 | 0 | 0 | 0 | 0 | 0 | 0 | 0 | 0 | 0 | 0 | 0 | 0 | 0 | 0 | 1 | 1 |
| Lingua | 0 | 0 | 0 | 0 | 0 | 1 | 0 | 1 | 1 | 0 | 0 | 0 | 1 | 0 | 0 | 1 | 0 | 1 | 6 |
| Bocca | 0 | 0 | 0 | 0 | 0 | 0 | 0 | 0 | 1 | 1 | 0 | 0 | 1 | 0 | 0 | 2 | 0 | 0 | 5 |
| Ghiandole salivari | 0 | 0 | 0 | 1 | 0 | 0 | 0 | 0 | 0 | 0 | 0 | 0 | 0 | 0 | 1 | 0 | 0 | 1 | 3 |
| Tonsille | 0 | 0 | 0 | 0 | 0 | 0 | 0 | 0 | 0 | 0 | 0 | 1 | 0 | 1 | 1 | 1 | 0 | 0 | 4 |
| Orofaringe | 0 | 0 | 0 | 0 | 0 | 0 | 0 | 0 | 0 | 0 | 0 | 0 | 0 | 1 | 0 | 0 | 0 | 0 | 1 |
| Rinofaringe | 0 | 0 | 0 | 0 | 0 | 0 | 0 | 0 | 0 | 0 | 0 | 0 | 0 | 1 | 0 | 0 | 0 | 0 | 1 |
| Ipfaringe | 0 | 0 | 0 | 0 | 0 | 0 | 0 | 0 | 0 | 0 | 0 | 0 | 0 | 0 | 0 | 0 | 0 | 0 | 0 |
| Faringe n.a.s. | 0 | 0 | 0 | 0 | 0 | 0 | 0 | 0 | 0 | 0 | 0 | 0 | 1 | 0 | 0 | 0 | 0 | 0 | 1 |
| Esofago | 0 | 0 | 0 | 0 | 0 | 0 | 0 | 0 | 0 | 2 | 2 | 0 | 0 | 2 | 2 | 1 | 1 | 2 | 12 |
| Stomaco | 0 | 0 | 0 | 0 | 0 | 0 | 0 | 1 | 0 | 2 | 2 | 4 | 7 | 5 | 10 | 13 | 9 | 22 | 75 |
| Intestino tenue | 0 | 0 | 0 | 0 | 0 | 0 | 0 | 0 | 0 | 0 | 0 | 0 | 0 | 0 | 0 | 0 | 2 | 1 | 3 |
| Colon | 0 | 0 | 0 | 0 | 0 | 1 | 0 | 1 | 1 | 5 | 5 | 7 | 7 | 13 | 8 | 21 | 14 | 13 | 96 |
| Retto | 0 | 0 | 0 | 0 | 0 | 0 | 0 | 1 | 2 | 3 | 2 | 3 | 4 | 3 | 6 | 3 | 8 | 10 | 45 |
| Ano | 0 | 0 | 0 | 0 | 0 | 0 | 0 | 1 | 0 | 0 | 0 | 0 | 0 | 0 | 1 | 0 | 0 | 0 | 2 |
| Fegato | 0 | 0 | 0 | 0 | 0 | 0 | 0 | 0 | 0 | 0 | 1 | 1 | 3 | 4 | 7 | 6 | 3 | 7 | 32 |
| Vie biliari | 0 | 0 | 0 | 0 | 0 | 0 | 0 | 0 | 0 | 1 | 0 | 0 | 1 | 1 | 3 | 4 | 1 | 7 | 18 |
| Pancreas | 0 | 0 | 0 | 0 | 0 | 0 | 0 | 1 | 0 | 0 | 0 | 0 | 4 | 6 | 13 | 9 | 6 | 11 | 50 |
| Cavità nasali | 0 | 0 | 0 | 0 | 0 | 0 | 0 | 0 | 0 | 0 | 0 | 1 | 1 | 2 | 0 | 2 | 0 | 0 | 6 |
| Laringe | 0 | 0 | 0 | 0 | 0 | 0 | 0 | 0 | 0 | 0 | 0 | 3 | 2 | 0 | 1 | 0 | 2 | 2 | 10 |
| Polmone | 0 | 0 | 0 | 0 | 0 | 0 | 0 | 2 | 2 | 3 | 4 | 4 | 6 | 13 | 27 | 12 | 12 | 7 | 92 |
| Altri organi toracici | 0 | 0 | 0 | 0 | 0 | 0 | 0 | 0 | 0 | 0 | 0 | 0 | 0 | 0 | 0 | 0 | 2 | 1 | 3 |
| Osso | 0 | 0 | 1 | 1 | 0 | 1 | 0 | 0 | 0 | 0 | 0 | 0 | 0 | 0 | 0 | 1 | 0 | 0 | 4 |
| Pelle, melanomi | 0 | 0 | 0 | 0 | 2 | 0 | 5 | 3 | 5 | 0 | 1 | 5 | 4 | 5 | 6 | 3 | 3 | 5 | 47 |
| Pelle, non melanomi | 0 | 0 | 0 | 0 | 0 | 3 | 2 | 3 | 3 | 7 | 8 | 17 | 13 | 31 | 41 | 71 | 42 | 64 | 305 |
| Mesotelioma | 0 | 0 | 0 | 0 | 0 | 0 | 0 | 0 | 0 | 0 | 0 | 1 | 1 | 0 | 1 | 0 | 0 | 0 | 3 |
| Kaposi | 0 | 0 | 0 | 0 | 0 | 0 | 0 | 0 | 0 | 0 | 0 | 0 | 0 | 0 | 0 | 0 | 0 | 0 | 0 |
| Tessuti molli | 0 | 0 | 0 | 0 | 0 | 0 | 0 | 0 | 0 | 0 | 0 | 1 | 1 | 0 | 1 | 0 | 1 | 2 | 6 |
| Mammella | 0 | 0 | 0 | 0 | 1 | 2 | 5 | 7 | 22 | 38 | 42 | 49 | 40 | 43 | 33 | 45 | 20 | 39 | 386 |
| Vulva | 0 | 0 | 0 | 0 | 0 | 0 | 0 | 0 | 0 | 0 | 0 | 1 | 0 | 0 | 2 | 3 | 0 | 3 | 9 |
| Vagina | 0 | 0 | 0 | 0 | 0 | 0 | 0 | 0 | 0 | 0 | 0 | 0 | 0 | 0 | 0 | 0 | 0 | 1 | 1 |
| Utero collo | 0 | 0 | 0 | 0 | 0 | 0 | 1 | 6 | 5 | 1 | 1 | 1 | 3 | 0 | 2 | 2 | 0 | 0 | 22 |
| Utero corpo | 0 | 0 | 0 | 0 | 0 | 0 | 1 | 2 | 2 | 1 | 1 | 7 | 7 | 5 | 8 | 7 | 4 | 5 | 50 |
| Utero n.a.s. | 0 | 0 | 0 | 0 | 0 | 0 | 0 | 0 | 0 | 0 | 1 | 1 | 0 | 2 | 1 | 0 | 1 | 1 | 7 |
| Ovaio | 0 | 0 | 0 | 0 | 0 | 0 | 0 | 1 | 1 | 1 | 4 | 4 | 3 | 3 | 7 | 4 | 1 | 7 | 36 |
| Altri genitali femminili | 0 | 0 | 0 | 0 | 0 | 0 | 0 | 0 | 1 | 0 | 0 | 0 | 3 | 3 | 2 | 0 | 1 | 0 | 10 |
| Placenta | 0 | 0 | 0 | 0 | 0 | 0 | 0 | 0 | 0 | 0 | 0 | 0 | 0 | 0 | 0 | 0 | 0 | 0 | 0 |
| Rene eccetto pelvi renali | 0 | 0 | 0 | 0 | 0 | 0 | 1 | 1 | 0 | 2 | 0 | 2 | 2 | 4 | 1 | 3 | 3 | 0 | 19 |
| Pelvi renali | 0 | 0 | 0 | 0 | 0 | 0 | 0 | 0 | 0 | 0 | 0 | 0 | 1 | 0 | 0 | 0 | 1 | 0 | 2 |
| Uretere | 0 | 0 | 0 | 0 | 0 | 0 | 0 | 0 | 0 | 0 | 0 | 0 | 0 | 0 | 2 | 0 | 0 | 0 | 2 |
| Vescica | 0 | 0 | 0 | 0 | 0 | 0 | 0 | 0 | 2 | 1 | 3 | 5 | 4 | 5 | 7 | 9 | 7 | 5 | 48 |
| Altri organi urinari | 0 | 0 | 0 | 0 | 0 | 0 | 0 | 0 | 0 | 0 | 0 | 0 | 0 | 1 | 1 | 0 | 1 | 2 | 5 |
| Occhio | 0 | 0 | 0 | 0 | 0 | 0 | 0 | 0 | 0 | 0 | 0 | 0 | 0 | 0 | 0 | 0 | 0 | 0 | 0 |
| Encefalo e altro SNC | 0 | 1 | 0 | 0 | 0 | 0 | 1 | 0 | 1 | 1 | 0 | 0 | 1 | 1 | 3 | 4 | 1 | 1 | 15 |
| Tiroide | 0 | 0 | 0 | 0 | 0 | 0 | 2 | 0 | 3 | 2 | 0 | 0 | 3 | 2 | 1 | 2 | 0 | 0 | 15 |
| Ghiandola surrenale | 0 | 0 | 0 | 0 | 0 | 0 | 0 | 0 | 0 | 0 | 0 | 0 | 0 | 1 | 0 | 0 | 1 | 0 | 2 |
| Altre ghiandole endocrine | 0 | 0 | 0 | 0 | 0 | 0 | 0 | 0 | 0 | 0 | 0 | 0 | 0 | 0 | 0 | 0 | 0 | 0 | 0 |
| Linfoma di Hodgkin | 0 | 0 | 0 | 2 | 0 | 0 | 0 | 2 | 1 | 0 | 0 | 0 | 1 | 0 | 0 | 0 | 1 | 0 | 7 |
| Linfoma non Hodgkin | 0 | 0 | 0 | 0 | 0 | 1 | 0 | 1 | 1 | 8 | 4 | 1 | 6 | 5 | 6 | 6 | 6 | 7 | 52 |
| Mieloma multiplo | 0 | 0 | 0 | 0 | 0 | 0 | 0 | 0 | 1 | 0 | 1 | 1 | 1 | 3 | 4 | 4 | 0 | 6 | 21 |
| Leucemia linfatica | 0 | 1 | 0 | 0 | 0 | 0 | 0 | 0 | 0 | 0 | 2 | 0 | 2 | 1 | 1 | 4 | 1 | 5 | 17 |
| Leucemia mieloide | 0 | 0 | 0 | 0 | 0 | 0 | 0 | 0 | 2 | 0 | 1 | 0 | 1 | 1 | 1 | 4 | 1 | 1 | 12 |
| Leucemia n.a.s. | 0 | 0 | 0 | 0 | 0 | 0 | 0 | 0 | 0 | 0 | 0 | 0 | 0 | 0 | 0 | 1 | 0 | 1 | 2 |
| Mai definite e metastasi | 0 | 0 | 0 | 0 | 1 | 0 | 0 | 0 | 0 | 0 | 3 | 3 | 2 | 1 | 2 | 10 | 7 | 16 | 45 |
| Totale | 0 | 2 | 1 | 4 | 4 | 9 | 18 | 33 | 58 | 79 | 88 | 123 | 137 | 169 | 213 | 258 | 163 | 257 | 1616 |
| Totale escluso pelle (C44) | 0 | 2 | 1 | 4 | 4 | 6 | 16 | 30 | 55 | 72 | 80 | 106 | 124 | 138 | 172 | 187 | 121 | 193 | 1311 |

TASSI DI INCIDENZA ANNUALI PER 100.000 RESIDENTI PER CLASSI DI ETÀ QUINQUENNALI.

ASL2 FELTRE. PERIODO 1998-2002.

MASCHI

| Sede | 0-4 | 5-9 | 10-14 | 15-19 | 20-24 | 25-29 | 30-34 | 35-39 | 40-44 | 45-49 | 50-54 | 55-59 | 60-64 | 65-69 | 70-74 | 75-79 | 80-84 | 85+ |
|----------------------------|------|-----|-------|-------|-------|-------|-------|-------|-------|-------|-------|--------|--------|--------|--------|--------|--------|--------|
| Labbro | 0.0 | 0.0 | 0.0 | 0.0 | 0.0 | 0.0 | 0.0 | 0.0 | 0.0 | 0.0 | 0.0 | 0.0 | 16.7 | 9.5 | 21.4 | 28.1 | 62.5 | 0.0 |
| Lingua | 0.0 | 0.0 | 0.0 | 0.0 | 0.0 | 0.0 | 0.0 | 0.0 | 0.0 | 27.2 | 0.0 | 15.3 | 33.4 | 28.5 | 10.7 | 28.1 | 0.0 | 74.9 |
| Bocca | 0.0 | 0.0 | 0.0 | 0.0 | 0.0 | 0.0 | 6.2 | 0.0 | 13.5 | 0.0 | 40.9 | 23.0 | 58.4 | 19.0 | 21.4 | 56.3 | 0.0 | 37.4 |
| Ghiandole salivari | 0.0 | 0.0 | 0.0 | 0.0 | 0.0 | 6.7 | 0.0 | 0.0 | 0.0 | 0.0 | 6.8 | 7.7 | 0.0 | 9.5 | 0.0 | 0.0 | 0.0 | 0.0 |
| Tonsille | 0.0 | 0.0 | 0.0 | 0.0 | 0.0 | 0.0 | 0.0 | 0.0 | 0.0 | 0.0 | 0.0 | 7.7 | 0.0 | 28.5 | 21.4 | 14.1 | 0.0 | 0.0 |
| Orofaringe | 0.0 | 0.0 | 0.0 | 0.0 | 0.0 | 0.0 | 0.0 | 0.0 | 0.0 | 0.0 | 13.6 | 30.7 | 0.0 | 0.0 | 0.0 | 0.0 | 0.0 | 0.0 |
| Rinofaringe | 0.0 | 0.0 | 0.0 | 0.0 | 0.0 | 0.0 | 0.0 | 0.0 | 0.0 | 0.0 | 0.0 | 0.0 | 0.0 | 0.0 | 10.7 | 0.0 | 0.0 | 0.0 |
| Ipfaringe | 0.0 | 0.0 | 0.0 | 0.0 | 0.0 | 0.0 | 0.0 | 6.2 | 6.7 | 6.8 | 13.6 | 7.7 | 16.7 | 38.0 | 10.7 | 0.0 | 62.5 | 0.0 |
| Faringe n.a.s. | 0.0 | 0.0 | 0.0 | 0.0 | 0.0 | 0.0 | 0.0 | 0.0 | 0.0 | 0.0 | 0.0 | 7.7 | 8.3 | 19.0 | 32.1 | 14.1 | 0.0 | 0.0 |
| Esofago | 0.0 | 0.0 | 0.0 | 0.0 | 0.0 | 0.0 | 0.0 | 0.0 | 6.7 | 0.0 | 34.1 | 61.4 | 91.8 | 57.0 | 42.8 | 84.4 | 0.0 | 112.3 |
| Stomaco | 0.0 | 0.0 | 0.0 | 0.0 | 0.0 | 0.0 | 6.2 | 24.9 | 13.5 | 13.6 | 27.2 | 46.0 | 75.1 | 85.4 | 149.8 | 211.0 | 218.8 | 336.8 |
| Intestino tenue | 0.0 | 0.0 | 0.0 | 0.0 | 0.0 | 0.0 | 0.0 | 6.2 | 0.0 | 0.0 | 6.8 | 0.0 | 0.0 | 9.5 | 10.7 | 14.1 | 0.0 | 0.0 |
| Colon | 0.0 | 0.0 | 0.0 | 0.0 | 0.0 | 0.0 | 12.5 | 6.2 | 6.7 | 0.0 | 34.1 | 92.1 | 75.1 | 132.9 | 246.1 | 295.4 | 343.9 | 187.1 |
| Retto | 0.0 | 0.0 | 0.0 | 0.0 | 0.0 | 6.7 | 0.0 | 0.0 | 0.0 | 13.6 | 40.9 | 53.7 | 100.1 | 180.4 | 160.5 | 196.9 | 312.6 | 149.7 |
| Ano | 0.0 | 0.0 | 0.0 | 0.0 | 0.0 | 0.0 | 0.0 | 0.0 | 0.0 | 6.8 | 6.8 | 0.0 | 0.0 | 9.5 | 0.0 | 0.0 | 0.0 | 37.4 |
| Fegato | 0.0 | 0.0 | 0.0 | 0.0 | 0.0 | 0.0 | 0.0 | 0.0 | 6.7 | 20.4 | 34.1 | 23.0 | 116.8 | 180.4 | 246.1 | 126.6 | 187.6 | 112.3 |
| Vie biliari | 0.0 | 0.0 | 0.0 | 0.0 | 0.0 | 0.0 | 0.0 | 0.0 | 0.0 | 0.0 | 13.6 | 0.0 | 0.0 | 19.0 | 32.1 | 28.1 | 31.3 | 112.3 |
| Pancreas | 0.0 | 0.0 | 0.0 | 0.0 | 0.0 | 0.0 | 0.0 | 0.0 | 0.0 | 13.6 | 6.8 | 38.4 | 75.1 | 38.0 | 149.8 | 84.4 | 218.8 | 74.9 |
| Cavità nasali | 11.7 | 0.0 | 0.0 | 0.0 | 0.0 | 0.0 | 0.0 | 0.0 | 0.0 | 0.0 | 0.0 | 15.3 | 8.3 | 0.0 | 10.7 | 0.0 | 0.0 | 74.9 |
| Laringe | 0.0 | 0.0 | 0.0 | 0.0 | 0.0 | 0.0 | 0.0 | 0.0 | 6.7 | 13.6 | 34.1 | 30.7 | 91.8 | 85.4 | 96.3 | 70.3 | 156.3 | 37.4 |
| Polmone | 0.0 | 0.0 | 0.0 | 0.0 | 0.0 | 0.0 | 6.2 | 6.7 | 27.2 | 109.0 | 145.8 | 375.3 | 455.7 | 588.4 | 773.7 | 625.2 | 449.1 | 0.0 |
| Altri organi toracici | 11.7 | 0.0 | 0.0 | 0.0 | 0.0 | 0.0 | 6.2 | 0.0 | 0.0 | 0.0 | 0.0 | 0.0 | 0.0 | 0.0 | 10.7 | 14.1 | 0.0 | 0.0 |
| Osso | 0.0 | 0.0 | 0.0 | 0.0 | 0.0 | 0.0 | 0.0 | 6.2 | 0.0 | 0.0 | 0.0 | 0.0 | 0.0 | 0.0 | 0.0 | 0.0 | 0.0 | 0.0 |
| Pelle, melanomi | 0.0 | 0.0 | 0.0 | 0.0 | 0.0 | 6.7 | 6.2 | 6.2 | 6.7 | 20.4 | 20.4 | 23.0 | 16.7 | 66.5 | 74.9 | 84.4 | 0.0 | 37.4 |
| Pelle, non melanomi | 0.0 | 0.0 | 0.0 | 0.0 | 0.0 | 0.0 | 24.9 | 24.9 | 53.8 | 47.6 | 115.8 | 199.5 | 241.9 | 313.3 | 481.4 | 717.4 | 1031.6 | 973.1 |
| Mesotelioma | 0.0 | 0.0 | 0.0 | 0.0 | 0.0 | 0.0 | 0.0 | 0.0 | 0.0 | 6.8 | 0.0 | 7.7 | 0.0 | 19.0 | 10.7 | 14.1 | 0.0 | 37.4 |
| Kaposi | 0.0 | 0.0 | 0.0 | 0.0 | 0.0 | 0.0 | 0.0 | 0.0 | 0.0 | 0.0 | 0.0 | 0.0 | 0.0 | 0.0 | 0.0 | 0.0 | 0.0 | 0.0 |
| Tessuti molli | 0.0 | 0.0 | 0.0 | 0.0 | 0.0 | 0.0 | 0.0 | 0.0 | 6.7 | 6.8 | 0.0 | 0.0 | 33.4 | 0.0 | 0.0 | 0.0 | 0.0 | 37.4 |
| Mammella | 0.0 | 0.0 | 0.0 | 0.0 | 0.0 | 0.0 | 0.0 | 0.0 | 0.0 | 0.0 | 0.0 | 0.0 | 0.0 | 0.0 | 0.0 | 14.1 | 0.0 | 0.0 |
| Pene | 0.0 | 0.0 | 0.0 | 0.0 | 0.0 | 0.0 | 0.0 | 0.0 | 0.0 | 0.0 | 13.6 | 7.7 | 8.3 | 0.0 | 0.0 | 14.1 | 0.0 | 0.0 |
| Prostata | 0.0 | 0.0 | 0.0 | 0.0 | 0.0 | 0.0 | 0.0 | 0.0 | 0.0 | 0.0 | 20.4 | 122.8 | 367.0 | 598.1 | 781.0 | 970.6 | 812.8 | 898.2 |
| Testicolo | 0.0 | 0.0 | 0.0 | 0.0 | 8.5 | 20.1 | 12.5 | 6.2 | 6.7 | 0.0 | 6.8 | 7.7 | 0.0 | 0.0 | 0.0 | 0.0 | 0.0 | 0.0 |
| Altri genitali maschili | 0.0 | 0.0 | 0.0 | 0.0 | 0.0 | 0.0 | 0.0 | 0.0 | 0.0 | 0.0 | 0.0 | 0.0 | 0.0 | 0.0 | 0.0 | 0.0 | 31.3 | 0.0 |
| Rene eccetto pelvi renali | 0.0 | 0.0 | 0.0 | 0.0 | 0.0 | 0.0 | 6.2 | 0.0 | 6.7 | 27.2 | 20.4 | 23.0 | 41.7 | 113.9 | 53.5 | 42.2 | 62.5 | 112.3 |
| Pelvi renali | 0.0 | 0.0 | 0.0 | 0.0 | 0.0 | 0.0 | 0.0 | 0.0 | 6.7 | 0.0 | 0.0 | 0.0 | 0.0 | 0.0 | 10.7 | 0.0 | 0.0 | 0.0 |
| Uretere | 0.0 | 0.0 | 0.0 | 0.0 | 0.0 | 0.0 | 0.0 | 0.0 | 0.0 | 0.0 | 0.0 | 0.0 | 0.0 | 9.5 | 32.1 | 28.1 | 0.0 | 0.0 |
| Vescica | 0.0 | 0.0 | 0.0 | 0.0 | 0.0 | 0.0 | 0.0 | 6.2 | 6.7 | 20.4 | 20.4 | 61.4 | 83.4 | 227.9 | 278.2 | 196.9 | 218.8 | 486.5 |
| Altri organi urinari | 0.0 | 0.0 | 0.0 | 0.0 | 0.0 | 0.0 | 0.0 | 0.0 | 0.0 | 0.0 | 6.8 | 7.7 | 25.0 | 9.5 | 0.0 | 56.3 | 31.3 | 112.3 |
| Occhio | 0.0 | 0.0 | 0.0 | 0.0 | 0.0 | 0.0 | 0.0 | 0.0 | 6.7 | 0.0 | 0.0 | 7.7 | 16.7 | 0.0 | 10.7 | 0.0 | 0.0 | 0.0 |
| Encefalo e altro SNC | 0.0 | 0.0 | 0.0 | 10.2 | 0.0 | 13.4 | 0.0 | 0.0 | 0.0 | 0.0 | 6.8 | 30.7 | 16.7 | 19.0 | 21.4 | 28.1 | 125.0 | 0.0 |
| Tiroide | 0.0 | 0.0 | 0.0 | 10.2 | 8.5 | 0.0 | 0.0 | 0.0 | 0.0 | 0.0 | 0.0 | 0.0 | 8.3 | 9.5 | 0.0 | 0.0 | 0.0 | 0.0 |
| Ghiandola surrenale | 0.0 | 0.0 | 0.0 | 0.0 | 0.0 | 0.0 | 0.0 | 0.0 | 0.0 | 13.6 | 0.0 | 0.0 | 0.0 | 0.0 | 0.0 | 0.0 | 0.0 | 0.0 |
| Altre ghiandole endocrine | 0.0 | 0.0 | 0.0 | 0.0 | 0.0 | 0.0 | 0.0 | 0.0 | 0.0 | 0.0 | 0.0 | 0.0 | 0.0 | 0.0 | 0.0 | 0.0 | 0.0 | 0.0 |
| Linfoma di Hodgkin | 0.0 | 0.0 | 11.7 | 0.0 | 0.0 | 6.7 | 6.2 | 12.4 | 6.7 | 0.0 | 6.8 | 0.0 | 8.3 | 9.5 | 10.7 | 0.0 | 0.0 | 0.0 |
| Linfoma non Hodgkin | 0.0 | 0.0 | 0.0 | 0.0 | 8.5 | 6.7 | 6.2 | 6.2 | 6.7 | 13.6 | 13.6 | 23.0 | 66.7 | 66.5 | 74.9 | 42.2 | 93.8 | 74.9 |
| Mieloma multiplo | 0.0 | 0.0 | 0.0 | 0.0 | 0.0 | 0.0 | 0.0 | 0.0 | 0.0 | 13.6 | 6.8 | 7.7 | 16.7 | 38.0 | 0.0 | 14.1 | 0.0 | 0.0 |
| Leucemia linfatica | 0.0 | 0.0 | 11.7 | 10.2 | 0.0 | 0.0 | 0.0 | 0.0 | 6.7 | 6.8 | 0.0 | 0.0 | 8.3 | 57.0 | 21.4 | 0.0 | 93.8 | 0.0 |
| Leucemia mieloida | 0.0 | 0.0 | 0.0 | 0.0 | 0.0 | 0.0 | 0.0 | 0.0 | 0.0 | 0.0 | 13.6 | 0.0 | 16.7 | 38.0 | 32.1 | 14.1 | 93.8 | 74.9 |
| Leucemia n.a.s. | 0.0 | 0.0 | 0.0 | 0.0 | 0.0 | 0.0 | 0.0 | 0.0 | 0.0 | 0.0 | 0.0 | 0.0 | 0.0 | 9.5 | 0.0 | 0.0 | 31.3 | 0.0 |
| Mal definite e metastasi | 0.0 | 0.0 | 0.0 | 0.0 | 0.0 | 0.0 | 0.0 | 0.0 | 0.0 | 6.8 | 0.0 | 30.7 | 50.0 | 38.0 | 107.0 | 84.4 | 218.8 | 336.8 |
| Totale | 23.3 | 0.0 | 23.3 | 30.6 | 25.4 | 67.0 | 93.5 | 118.1 | 188.3 | 326.7 | 694.6 | 1166.4 | 2168.7 | 3047.6 | 3872.9 | 4360.7 | 5064.1 | 4977.5 |
| Totale escluso pelle (C44) | 23.3 | 0.0 | 23.3 | 30.6 | 25.4 | 67.0 | 68.5 | 93.2 | 134.5 | 279.0 | 578.9 | 966.9 | 1926.8 | 2734.3 | 3391.5 | 3643.3 | 4032.5 | 4004.5 |

TASSI DI INCIDENZA ANNUALI PER 100.000 RESIDENTI PER CLASSI DI ETÀ QUINQUENNALI.

ASL2 FELTRE. PERIODO 1998-2002.

FEMMINE

| Sede | 0-4 | 5-9 | 10-14 | 15-19 | 20-24 | 25-29 | 30-34 | 35-39 | 40-44 | 45-49 | 50-54 | 55-59 | 60-64 | 65-69 | 70-74 | 75-79 | 80-84 | 85+ |
|----------------------------|-----|------|-------|-------|-------|-------|-------|-------|-------|-------|-------|-------|--------|--------|--------|--------|--------|--------|
| Labbro | 0.0 | 0.0 | 0.0 | 0.0 | 0.0 | 0.0 | 0.0 | 0.0 | 0.0 | 0.0 | 0.0 | 0.0 | 0.0 | 0.0 | 0.0 | 0.0 | 0.0 | 10.2 |
| Lingua | 0.0 | 0.0 | 0.0 | 0.0 | 0.0 | 7.0 | 0.0 | 6.6 | 7.2 | 0.0 | 0.0 | 0.0 | 7.9 | 0.0 | 0.0 | 8.1 | 0.0 | 10.2 |
| Bocca | 0.0 | 0.0 | 0.0 | 0.0 | 0.0 | 0.0 | 0.0 | 0.0 | 7.2 | 7.4 | 0.0 | 0.0 | 7.9 | 0.0 | 0.0 | 16.2 | 0.0 | 0.0 |
| Ghiandole salivari | 0.0 | 0.0 | 0.0 | 11.0 | 0.0 | 0.0 | 0.0 | 0.0 | 0.0 | 0.0 | 0.0 | 0.0 | 0.0 | 0.0 | 7.7 | 0.0 | 0.0 | 10.2 |
| Tonsille | 0.0 | 0.0 | 0.0 | 0.0 | 0.0 | 0.0 | 0.0 | 0.0 | 0.0 | 0.0 | 0.0 | 8.1 | 0.0 | 8.0 | 7.7 | 8.1 | 0.0 | 0.0 |
| Orofaringe | 0.0 | 0.0 | 0.0 | 0.0 | 0.0 | 0.0 | 0.0 | 0.0 | 0.0 | 0.0 | 0.0 | 0.0 | 0.0 | 8.0 | 0.0 | 0.0 | 0.0 | 0.0 |
| Rinofaringe | 0.0 | 0.0 | 0.0 | 0.0 | 0.0 | 0.0 | 0.0 | 0.0 | 0.0 | 0.0 | 0.0 | 0.0 | 0.0 | 8.0 | 0.0 | 0.0 | 0.0 | 0.0 |
| Ipo-faringe | 0.0 | 0.0 | 0.0 | 0.0 | 0.0 | 0.0 | 0.0 | 0.0 | 0.0 | 0.0 | 0.0 | 0.0 | 0.0 | 0.0 | 0.0 | 0.0 | 0.0 | 0.0 |
| Faringe n.a.s. | 0.0 | 0.0 | 0.0 | 0.0 | 0.0 | 0.0 | 0.0 | 0.0 | 0.0 | 0.0 | 0.0 | 0.0 | 7.9 | 0.0 | 0.0 | 0.0 | 0.0 | 0.0 |
| Esofago | 0.0 | 0.0 | 0.0 | 0.0 | 0.0 | 0.0 | 0.0 | 0.0 | 14.7 | 14.5 | 0.0 | 0.0 | 16.1 | 15.3 | 8.1 | 14.3 | 20.3 | |
| Stomaco | 0.0 | 0.0 | 0.0 | 0.0 | 0.0 | 0.0 | 6.6 | 0.0 | 14.7 | 14.5 | 32.3 | 55.3 | 40.2 | 76.7 | 105.6 | 129.1 | 223.6 | |
| Intestino tenue | 0.0 | 0.0 | 0.0 | 0.0 | 0.0 | 0.0 | 0.0 | 0.0 | 0.0 | 0.0 | 0.0 | 0.0 | 0.0 | 0.0 | 0.0 | 0.0 | 28.7 | 10.2 |
| Colon | 0.0 | 0.0 | 0.0 | 0.0 | 7.0 | 0.0 | 6.6 | 7.2 | 36.8 | 36.2 | 56.6 | 55.3 | 104.5 | 61.3 | 170.6 | 200.8 | 132.1 | |
| Retto | 0.0 | 0.0 | 0.0 | 0.0 | 0.0 | 0.0 | 6.6 | 14.4 | 22.1 | 14.5 | 24.2 | 31.6 | 24.1 | 46.0 | 24.4 | 114.7 | 101.6 | |
| Ano | 0.0 | 0.0 | 0.0 | 0.0 | 0.0 | 0.0 | 0.0 | 7.2 | 0.0 | 0.0 | 0.0 | 0.0 | 0.0 | 7.7 | 0.0 | 0.0 | 0.0 | |
| Fegato | 0.0 | 0.0 | 0.0 | 0.0 | 0.0 | 0.0 | 0.0 | 0.0 | 0.0 | 7.2 | 8.1 | 23.7 | 32.1 | 53.7 | 48.7 | 43.0 | 71.2 | |
| Vie biliari | 0.0 | 0.0 | 0.0 | 0.0 | 0.0 | 0.0 | 0.0 | 0.0 | 7.4 | 0.0 | 0.0 | 7.9 | 8.0 | 23.0 | 32.5 | 14.3 | 71.2 | |
| Pancreas | 0.0 | 0.0 | 0.0 | 0.0 | 0.0 | 0.0 | 6.6 | 0.0 | 0.0 | 0.0 | 0.0 | 31.6 | 48.2 | 99.6 | 73.1 | 86.0 | 111.8 | |
| Cavità nasali | 0.0 | 0.0 | 0.0 | 0.0 | 0.0 | 0.0 | 0.0 | 0.0 | 0.0 | 0.0 | 8.1 | 7.9 | 16.1 | 0.0 | 16.2 | 0.0 | 0.0 | |
| Laringe | 0.0 | 0.0 | 0.0 | 0.0 | 0.0 | 0.0 | 0.0 | 0.0 | 0.0 | 0.0 | 24.2 | 15.8 | 0.0 | 7.7 | 0.0 | 28.7 | 20.3 | |
| Polmone | 0.0 | 0.0 | 0.0 | 0.0 | 0.0 | 0.0 | 13.1 | 14.4 | 22.1 | 29.0 | 32.3 | 47.4 | 104.5 | 207.0 | 97.5 | 172.1 | 71.2 | |
| Altri organi toracici | 0.0 | 0.0 | 0.0 | 0.0 | 0.0 | 0.0 | 0.0 | 0.0 | 0.0 | 0.0 | 0.0 | 0.0 | 0.0 | 0.0 | 0.0 | 28.7 | 10.2 | |
| Osso | 0.0 | 0.0 | 12.2 | 11.0 | 0.0 | 7.0 | 0.0 | 0.0 | 0.0 | 0.0 | 0.0 | 0.0 | 0.0 | 0.0 | 8.1 | 0.0 | 0.0 | |
| Pelle, melanomi | 0.0 | 0.0 | 0.0 | 0.0 | 17.6 | 0.0 | 32.4 | 19.7 | 36.1 | 0.0 | 7.2 | 40.4 | 31.6 | 40.2 | 46.0 | 24.4 | 43.0 | 50.8 |
| Pelle, non melanomi | 0.0 | 0.0 | 0.0 | 0.0 | 0.0 | 20.9 | 13.0 | 19.7 | 21.6 | 51.5 | 57.9 | 137.4 | 102.7 | 249.1 | 314.3 | 576.9 | 602.3 | 650.5 |
| Mesotelioma | 0.0 | 0.0 | 0.0 | 0.0 | 0.0 | 0.0 | 0.0 | 0.0 | 0.0 | 0.0 | 0.0 | 8.1 | 7.9 | 0.0 | 7.7 | 0.0 | 0.0 | |
| Kaposi | 0.0 | 0.0 | 0.0 | 0.0 | 0.0 | 0.0 | 0.0 | 0.0 | 0.0 | 0.0 | 0.0 | 0.0 | 0.0 | 0.0 | 0.0 | 0.0 | 0.0 | |
| Tessuti molli | 0.0 | 0.0 | 0.0 | 0.0 | 0.0 | 0.0 | 0.0 | 0.0 | 0.0 | 0.0 | 0.0 | 8.1 | 7.9 | 0.0 | 7.7 | 0.0 | 14.3 | 20.3 |
| Mammella | 0.0 | 0.0 | 0.0 | 0.0 | 8.8 | 13.9 | 32.4 | 45.9 | 158.7 | 279.5 | 304.0 | 396.0 | 315.9 | 345.5 | 253.0 | 365.6 | 286.8 | 396.4 |
| Vulva | 0.0 | 0.0 | 0.0 | 0.0 | 0.0 | 0.0 | 0.0 | 0.0 | 0.0 | 0.0 | 8.1 | 0.0 | 0.0 | 15.3 | 24.4 | 0.0 | 30.5 | |
| Vagina | 0.0 | 0.0 | 0.0 | 0.0 | 0.0 | 0.0 | 0.0 | 0.0 | 0.0 | 0.0 | 0.0 | 0.0 | 0.0 | 0.0 | 0.0 | 0.0 | 10.2 | |
| Utero collo | 0.0 | 0.0 | 0.0 | 0.0 | 0.0 | 0.0 | 6.5 | 39.3 | 36.1 | 7.4 | 7.2 | 8.1 | 23.7 | 0.0 | 15.3 | 16.2 | 0.0 | |
| Utero corpo | 0.0 | 0.0 | 0.0 | 0.0 | 0.0 | 0.0 | 6.5 | 13.1 | 14.4 | 7.4 | 7.2 | 56.6 | 55.3 | 40.2 | 61.3 | 56.9 | 57.4 | 50.8 |
| Utero n.a.s. | 0.0 | 0.0 | 0.0 | 0.0 | 0.0 | 0.0 | 0.0 | 0.0 | 0.0 | 0.0 | 7.2 | 8.1 | 0.0 | 16.1 | 7.7 | 0.0 | 14.3 | 10.2 |
| Ovaio | 0.0 | 0.0 | 0.0 | 0.0 | 0.0 | 0.0 | 0.0 | 6.6 | 7.2 | 7.4 | 29.0 | 32.3 | 23.7 | 24.1 | 53.7 | 32.5 | 14.3 | 71.2 |
| Altri genitali femminili | 0.0 | 0.0 | 0.0 | 0.0 | 0.0 | 0.0 | 0.0 | 0.0 | 7.2 | 0.0 | 0.0 | 0.0 | 23.7 | 24.1 | 15.3 | 0.0 | 14.3 | 0.0 |
| Placenta | 0.0 | 0.0 | 0.0 | 0.0 | 0.0 | 0.0 | 0.0 | 0.0 | 0.0 | 0.0 | 0.0 | 0.0 | 0.0 | 0.0 | 0.0 | 0.0 | 0.0 | |
| Rene eccetto pelvi renali | 0.0 | 0.0 | 0.0 | 0.0 | 0.0 | 0.0 | 6.5 | 6.6 | 0.0 | 14.7 | 0.0 | 16.2 | 15.8 | 32.1 | 7.7 | 24.4 | 43.0 | 0.0 |
| Pelvi renali | 0.0 | 0.0 | 0.0 | 0.0 | 0.0 | 0.0 | 0.0 | 0.0 | 0.0 | 0.0 | 0.0 | 0.0 | 7.9 | 0.0 | 0.0 | 0.0 | 14.3 | 0.0 |
| Uretere | 0.0 | 0.0 | 0.0 | 0.0 | 0.0 | 0.0 | 0.0 | 0.0 | 0.0 | 0.0 | 0.0 | 0.0 | 0.0 | 15.3 | 0.0 | 0.0 | 0.0 | |
| Vescica | 0.0 | 0.0 | 0.0 | 0.0 | 0.0 | 0.0 | 0.0 | 14.4 | 7.4 | 21.7 | 40.4 | 31.6 | 40.2 | 53.7 | 73.1 | 100.4 | 50.8 | |
| Altri organi urinari | 0.0 | 0.0 | 0.0 | 0.0 | 0.0 | 0.0 | 0.0 | 0.0 | 0.0 | 0.0 | 0.0 | 0.0 | 8.0 | 7.7 | 0.0 | 14.3 | 20.3 | |
| Occhio | 0.0 | 0.0 | 0.0 | 0.0 | 0.0 | 0.0 | 0.0 | 0.0 | 0.0 | 0.0 | 0.0 | 0.0 | 0.0 | 0.0 | 0.0 | 0.0 | 0.0 | |
| Encefalo e altro SNC | 0.0 | 12.6 | 0.0 | 0.0 | 0.0 | 0.0 | 6.5 | 0.0 | 7.2 | 7.4 | 0.0 | 0.0 | 7.9 | 8.0 | 23.0 | 32.5 | 14.3 | 10.2 |
| Tiroide | 0.0 | 0.0 | 0.0 | 0.0 | 0.0 | 0.0 | 13.0 | 0.0 | 21.6 | 14.7 | 0.0 | 0.0 | 23.7 | 16.1 | 7.7 | 16.2 | 0.0 | 0.0 |
| Ghiandola surrenale | 0.0 | 0.0 | 0.0 | 0.0 | 0.0 | 0.0 | 0.0 | 0.0 | 0.0 | 0.0 | 0.0 | 0.0 | 0.0 | 8.0 | 0.0 | 0.0 | 14.3 | 0.0 |
| Altre ghiandole endocrine | 0.0 | 0.0 | 0.0 | 0.0 | 0.0 | 0.0 | 0.0 | 0.0 | 0.0 | 0.0 | 0.0 | 0.0 | 0.0 | 0.0 | 0.0 | 0.0 | 0.0 | |
| Linfoma di Hodgkin | 0.0 | 0.0 | 0.0 | 22.1 | 0.0 | 0.0 | 13.1 | 7.2 | 0.0 | 0.0 | 0.0 | 7.9 | 0.0 | 0.0 | 0.0 | 14.3 | 0.0 | |
| Linfoma non Hodgkin | 0.0 | 0.0 | 0.0 | 0.0 | 0.0 | 7.0 | 0.0 | 6.6 | 7.2 | 58.8 | 29.0 | 8.1 | 47.4 | 40.2 | 46.0 | 48.7 | 86.0 | 71.2 |
| Mieloma multiplo | 0.0 | 0.0 | 0.0 | 0.0 | 0.0 | 0.0 | 0.0 | 0.0 | 7.2 | 0.0 | 7.2 | 8.1 | 7.9 | 24.1 | 30.7 | 32.5 | 0.0 | 61.0 |
| Leucemia linfatica | 0.0 | 12.6 | 0.0 | 0.0 | 0.0 | 0.0 | 0.0 | 0.0 | 0.0 | 0.0 | 14.5 | 0.0 | 15.8 | 8.0 | 7.7 | 32.5 | 14.3 | 50.8 |
| Leucemia mieloide | 0.0 | 0.0 | 0.0 | 0.0 | 0.0 | 0.0 | 0.0 | 0.0 | 14.4 | 0.0 | 7.2 | 0.0 | 7.9 | 8.0 | 7.7 | 32.5 | 14.3 | 10.2 |
| Leucemia n.a.s. | 0.0 | 0.0 | 0.0 | 0.0 | 0.0 | 0.0 | 0.0 | 0.0 | 0.0 | 0.0 | 0.0 | 0.0 | 0.0 | 0.0 | 0.0 | 8.1 | 0.0 | 10.2 |
| Mal definite e metastasi | 0.0 | 0.0 | 0.0 | 0.0 | 8.8 | 0.0 | 0.0 | 0.0 | 0.0 | 0.0 | 21.7 | 24.2 | 15.8 | 8.0 | 15.3 | 81.2 | 100.4 | 162.6 |
| Totale | 0.0 | 25.1 | 12.2 | 44.1 | 35.2 | 62.6 | 116.6 | 216.2 | 418.5 | 581.1 | 637.0 | 993.9 | 1082.0 | 1358.1 | 1632.7 | 2096.2 | 2337.6 | 2612.3 |
| Totale escluso pelle (C44) | 0.0 | 25.1 | 12.2 | 44.1 | 35.2 | 41.7 | 103.6 | 196.5 | 396.9 | 529.6 | 579.1 | 856.6 | 979.3 | 1109.0 | 1318.4 | 1519.3 | 1735.3 | 1961.8 |